



The DTN Portal

Offer Management System with Hedging

User Manual

The DTN Portal

Today's Environment Makes it Difficult to Manage Offers

- Increased market volatility
- Frequent basis changes affecting cash offers and hedge orders
- Multiple commodities
- Un-hedge-able quantities
- Multiple locations and processes
- Too much time spent manually monitoring offers
- Too easy to miss offers and opportunities
- Offers must be tied to hedges
- Producers requiring more service, tools and convenience
- Needing to do more with less



Time to retire the static spreadsheet
and yellow sticky notes?

DTN Portal User Manual Contents

- DTN Portal Overview
- Getting Started
- Setting Up Portal Preferences
- Communication Tab
- Entering Producer Offer (Admin Dashboard)
- Making An Offer (As a Producer)
- Reports Tab
- Publishing Bids (usually a separate training)

To learn more;

Click the **Help** tab from Dashboard tool bar

Or click '**Portal/Hedging**' from the User Guide Topic List

The User Guide is located in the upper right hand corner of any page

Also utilize Help Tool Tips by clicking  buttons

For official training or other questions, please contact Professional Services at 1-800-290-9162

Increased Management, Decreased Effort

Optimize Key Origination, Merchandising & Hedging Tasks

- Centralize all buy/sell offers in real-time with one management tool so **everyone sees the same thing**
- Eliminates losing offers and missed opportunities
- Multiple Authorization levels to match employee responsibilities
- Aggregates multiple Offers into a Position Report (5 pre-defined reports)
- Customizable hedging functionality
- Automatically documents detailed information of offer for both parties
- Filled & Open hedge order icons
- Required Futures price for Cash Offer hedge order synchronized with basis changes (automated cancel/replace)
- Place Hedge Orders from Dashboard
- Notification sent to producer/customer once offer has been Accepted
- Back Office Integration service available to generate contracts on demand

TELVENT Hosting Solutions

Offer Search: Enter Offer # or Name

March 20, 2012 10:55 AM

Main Menu | View Home Page | User Guide | FAQs | Support

Demo Grain Company

Location: All Offers To: DTN Portal Dashboard

E-Hedge: ☒ ON ☐ OFF

Preferences | Communication | Enter Producer Offer | Tools | Help | Reports

Incoming DTN Marketplace Offers

Offer ID	Commodity	DTN Producer	H	# Units	Cash	Futures	Required Basis	Current Basis	Basis Sym	To Hit	Delivery	M	Location	Action
No offers.														

Incoming Producer Offers

Offer ID	Commodity	Name	H	# Units	Cash	Futures	Required Basis	Current Basis	Basis Sym	To Hit	Delivery	M	Location	Action
300484	Soybeans	Farmer, Joe		3,000	12.7500	13.15	-0.3600	-0.40	S2X	0.0400	10/31/12	D	Demoville	<input type="button" value="v"/>

Acknowledged Offers

Offer ID	Commodity	Name	H	# Units	Cash	Futures	Required Basis	Current Basis	Basis Sym	To Hit	Delivery	M	Location	Action
299804	Soybeans	Kenz, Don	✓	2,000	13.00	13.30	-0.1350	-0.30	S2X	0.0000	10/31/12	D	Main Lo...	<input type="button" value="v"/>
300174	Soybeans	John, Jimmy		1,000	13.5000	13.5550	0.0050	-0.0550	S2K	0.0600	4/30/12	D	Main Lo...	<input type="button" value="v"/>
299799	Soybeans	Token, Alec	✓	3,000	13.00	13.40	-0.1100	-0.40	S2X	0.2900	10/31/12	D	Demoville	<input type="button" value="v"/>
299809	Soybeans	John, Jimmy		2,000	13.00	13.40	-0.1100	-0.40	S2X	0.2900	10/31/12	D	Demoville	<input type="button" value="v"/>
299794	Corn	Johnson, ...	✓	4,000	5.5000	5.95	-0.1400	-0.45	C2Z	0.3100	10/31/12	P	Main Lo...	<input type="button" value="v"/>
300489	Corn	Kenz, Don	✓	10,000	5.5000	5.95	-0.1400	-0.45	C2Z	0.3100	10/31/12	D	Main Lo...	<input type="button" value="v"/>
299884	Corn	Johnson, ...	✓	4,000	6.5000	6.85	-0.0150	-0.35	C2K	0.3350	3/31/12	D	Demoville	<input type="button" value="v"/>
299454	Corn	Driscoll, ...	✓	4,000	6.7500	7.05	0.2350	-0.30	C2K	0.5350	4/30/12	D	Demoville	<input type="button" value="v"/>

Accepted Offers

Offer ID	Commodity	Name	H	# Units	Price	Delivery	Location	Accepted
300209	Corn	Casa...	✓	5,000	6.3400	3/31/12	Demov...	3/20/12

Total Bought

Commodity	Type	# Units Bought	Average Price
Corn	Cash	5,000	\$6.34

Outgoing Counter Offers

Offer ID	Commodity	Name	# Units	Price	* Delivery	Location	Action
No offers.							

Outgoing Private Bids

Commodity	# Units	Cash	Basis	Location	Expires
No offers.					

Centralize all offers and integrate with hedge orders

DTN Portal with Integrated Hedging

Overview

Streamlines and simplifies offer and order management while allowing customization to match any merchandiser's current process

■ **Controlled, Customizable Hedging**

- **I. Hedge** – (Interactive) Manually initiated, **hands-on** order routing
 - ▶ Place hedges from Portal Dashboard, Acknowledged Offer Position Report & Finalize/Hedge button
 - ▶ Admin User has option to automatically (hands-free) Accept Offer once hedge order is filled
- **E. Hedge** – Electronically initiated, **hands-free** order routing
 - ▶ Places hedge orders when switch is enabled and offer is Finalized (if hedge thresholds are met)
 - ▶ Admin User must manually (hands-on) Accept Offer once hedge order is filled
- **Hedge Thresholds** lets merchandiser pre-decide what size offer gets E. Hedged and the number of contracts to use when I. Hedging

■ **Custom & Pre-defined Reports**

- **Five pre-defined reports** or Admin User can create and customize their own reports
- Acknowledged Offers Position Report **automatically aggregates hedgeable & unhedgeable offers** by commodity, symbol, offer type & price, to create hedgeable positions
- Admin User can take **one Action that affects all offers** in position (Hedge, Accept)



The
PROGRESSIVE
FARMER.
A TELVENT Brand



Getting Started

Using Your DTN Portal

Attention

- [1 New User Request](#)
- [1 New Incoming Producer Offer](#)

Content Management

- [Update Your Web Site Pages](#)
- [Manage Catalog Orders](#)
- [Manage Portal Application](#)
- [Publish Cashbids](#)
- [File and Image Maintenance](#)
- [Advertisement Maintenance](#)

**Web Site Administration**

- [Select New Web Site Template/ColorScheme](#)
- [Organize Dynamic Navigation Menus](#)
- [Modify DTN Menus and Quotes](#)
- [Miscellaneous Features](#)
- [Select New Home Page Content Item](#)
- [Poll Maintenance](#)

Update & Communicate With Web Site Users

- [Email Messaging](#)
- [Text Messaging](#)
- [User Bulletin](#)
- [Message History](#)
- [Add/Update Users](#)
- [Add/Update User Groups](#)
- [Manage External Account Data Collections](#)
- [Full Site Security](#)

Update Administrative Users

- [Add/Update Administrative Users](#)
- [Add/Update Administrative User Groups](#)

After you login with your Username & Password;

- **Access your Portal via Manage Portal Application**
- **Quickly publish bids via a Spreadsheet Upload tool**
- **Spread workload while limiting access with multiple administrative levels**
- **Multiple alerts & email/texts notify you of;**
 - New User Requests
 - New Offers
 - Offers expiring soon (72 hours)
 - Offers that have hit
 - Offers that have expired

Portal Dashboard

- Manage **all your offers** from all your locations, in one centralized place
- **Enter Producer Offers** you receive in person or over the phone as well as take Action on **Incoming Producer Offers** from your website.
- Learn more from **Help** tab
- Each category is a link to a full page display
- All Columns are sort able
- The yellow highlighted row indicates that an offer has been 'Hit'
- **Filled and Open Hedge Order Icons.**
- **Current Transaction Balance** also allows you to book more prepay transactions
- **Symbol Legend** at the bottom of the page

Location All Offers To Buy DTN Portal Dashboard E-Hedge: ON OFF Export Offers

Preferences Communication Enter Producer Offer Tools Help Reports

Incoming DTN Marketspace Offers

Offer ID↑	Commodity	DTN Producer	H	# Units	Cash	Futures	Required Basis	Current Basis	Basis Sym	To Hit	Delivery	M	Location	Action
No offers.														

Incoming Producer Offers

Offer ID↑	Commodity	Name	H	# Units	Cash	Futures	Required Basis	Current Basis	Basis Sym	To Hit	Delivery	M	Location	Action
300484	Soybeans	Farmer, Joe		3,000	12.7500	13.15	-0.3600	-0.40	S2X	0.0400	10/31/12	D	Demoville	▼

Acknowledged Offers

Offer ID	Commodity	Name	H	# Units	Cash	Futures	Required Basis	Current Basis	Basis Sym	To Hit↑	Delivery	M	Location	Action
299804	Soybeans	Kenz, Don	✓	2,000	13.00	13.30	-0.1350	-0.30	S2X	0.0000	10/31/12	D	Main Lo...	▼
300174	Soybeans	John, Jimmy		1,000	13.5000	13.5550	0.0050	-0.0550	S2K	0.0600	4/30/12	D	Main Lo...	▼
299799	Soybeans	Token, Alec	✓	3,000	13.00	13.40	-0.1100	-0.40	S2X	0.2900	10/31/12	D	Demoville	▼
299809	Soybeans	John, Jimmy		2,000	13.00	13.40	-0.1100	-0.40	S2X	0.2900	10/31/12	D	Demoville	▼
299794	Corn	Johnson, ...	✓	4,000	5.5000	5.95	-0.1400	-0.45	C2Z	0.3100	10/31/12	P	Main Lo...	▼
300489	Corn	Kenz, Don	✓	10,000	5.5000	5.95	-0.1400	-0.45	C2Z	0.3100	10/31/12	D	Main Lo...	▼
299884	Corn	johnson, ...	✓	4,000	6.5000	6.85	-0.0150	-0.35	C2K	0.3350	3/31/12	D	Demoville	▼
299454	Corn	Driscoll, ...	✓	4,000	6.7500	7.05	0.2350	-0.30	C2K	0.5350	4/30/12	D	Demoville	▼

Accepted Offers

Offer ID	Commodity	Name	H	# Units	Price	Delivery	Location	Accepted
300209	Corn	Casa...	✓	5,000	6.3400	3/31/12	Demov...	3/20/12

Outgoing Counter Offers

Offer ID↑	Commodity	Name	# Units	Price	* Delivery	Location	Action
No offers.							

Total Bought

Commodity	Type	# Units Bought	Average Price
-----------	------	----------------	---------------

Outgoing Private Bids

Commodity	# Units	Cash	Basis	Location	Expires
-----------	---------	------	-------	----------	---------

Current Transaction Balance

Units	Balance
Bushels	-11,600

[Order More](#)

Symbol Legend

Action A = Accept | AC = Acknowledged (aka. Accepted Conditionally) as a firm offer that has not yet been purchased due to market conditions |
Symbols: H = Hedge offer | CH = Cancel Hedge Order | ADJ = Adjust Offer | C = Counter | D = Decline | W = Withdraw
Offer Status = Counter Offer | = Offer originated from DTN Marketspace | **Bold Producer Name** = offer originated from Administrator | = Comments
Symbols: = Filled Hedge Order = Open Hedge Order = A "parked" hedge order waiting for the market to open
*** Offer Type** C - A standard offer against the cash price of the bid.
Symbols: F - An offer against the prices of the futures contract the bid is based on.
B - An offer against the basis of the bid, the difference of the bid's cash price and the price of the futures contract it is based on.
Delivery Method D - Delivered
P - Pick Up
Symbols: I - In Store

New Dashboard Features

- **Task Bar** appears on every page
- **Additional Preferences**
 - Email Notification Selection
 - Offer Expiration Defaults
 - Hedging Preferences
- **Pre-defined Reports** or create own
- **Offer ID** displayed on Dashboard
- Hover over **Comment Icon** to view comments of offer
- **Acknowledged Offers** replaces Accepted Conditionally Status, Action & Pending Offers label
- **Current Basis** posted on Dashboard
- **Basis Symbol** column added
- **Delivery Method** icon added
- **Electronic Hedging ON/OFF** switch
 - Go to **Preferences** to customize hedging functionality
- **Place Hedge Orders** from Dashboard
- **Filled Green Checkmark** indicates that the hedge order has been filled
- **Open Checkmark** indicates that offer has an open order associated with it

TELVENT[®] Hosting Solutions

Demo Grain Company

Offer Search: Enter Offer # or Name

March 20, 2012 10:55 AM

[Main Menu](#) | [View Home Page](#) | [User Guide](#) | [FAQs](#) | [Support](#)

Location: All Offers To: Buy DTN Portal Dashboard

Incoming DTN Marketspace Offers

Offer ID	Commodity	DTN Producer	H	# Units	Cash	Futures	Required Basis	Current Basis	Basis Sym	To Hit	Delivery	M	Location	Action
No offers.														

Incoming Producer Offers

Offer ID	Commodity	Name	H	# Units	Cash	Futures	Required Basis	Current Basis	Basis Sym	To Hit	Delivery	M	Location	Action
300484	Soybeans	Farmer, Joe		3,000	12.7500	13.15	-0.3500	-0.40	S2X	0.0400	10/31/12	D	Demoville	<input type="button" value="v"/>

Acknowledged Offers

Offer ID	Commodity	Name	H	# Units	Cash	Futures	Required Basis	Current Basis	Basis Sym	To Hit	Delivery	M	Location	Action
299804	Soybeans	Konz, Don	✓	2,000	13.00	13.30	-0.1350	-0.30	S2X	0.0000	10/31/12	D	Main Lo...	<input type="button" value="v"/>
300174	Soybeans	John, Jimmy		1,000	13.5000	13.5550	0.0050	-0.0550	S2K	0.0600	4/30/12	D	Main Lo...	<input type="button" value="v"/>
299799	Soybeans	Token, Alec	✓	3,000	13.00	13.40	-0.1100	-0.40	S2X	0.2900	10/31/12	D	Demoville	<input type="button" value="v"/>
299800	Soybeans	John, Jimmy		2,000	13.00	13.40	-0.1100	-0.40	S2X	0.2900	10/31/12	D	Demoville	<input type="button" value="v"/>
299794	Corn	Johnson, ...	✓	4,000	5.5000	5.95	-0.1400	-0.45	C2Z	0.3100	10/31/12	P	Main Lo...	<input type="button" value="v"/>
300489	Corn	Konz, Don	✓	10,000	5.5000	5.95	-0.1400	-0.45	C2Z	0.3100	10/31/12	D	Main Lo...	<input type="button" value="v"/>
299884	Corn	Johnson, ...	✓	4,000	6.5000	6.85	-0.0150	-0.35	C2K	0.3350	3/31/12	D	Demoville	<input type="button" value="v"/>
299454	Corn	Driscoll, ...	✓	4,000	6.7500	7.05	0.2350	-0.30	C2K	0.5350	4/30/12	D	Demoville	<input type="button" value="v"/>

Accepted Offers

Offer ID	Commodity Name	H	# Units	Price	Delivery	Location	Accepted
300209	Corn	Casa...	✓	5,000	6.3400	3/31/12 Demov...	3/20/12

Outgoing Counter Offers

Offer ID	Commodity Name	# Units	Price	* Delivery	Location	Action
No offers.						

Total Bought

Commodity	Type	# Units Bought	Average Price
Corn	Cash	5,000	\$6.34

Outgoing Private Bids

Commodity	# Units	Cash	Basis	Location	Expires
No offers.					

Centralize all offers and integrate with hedge orders

Incoming DTN Marketspace Offers

Offer ID↑	Commodity	DTN Producer	H	# Units	Cash	Futures	Required Basis	Current Basis	Basis Sym	T
No offers.										

Current status is on.
Click to turn off.
When on, qualified offers of hedgeable quantities will be electronically acknowledged and have a Limit Order for the Offer submitted through your FCM on your behalf.

Incoming Producer Offers

Offer ID↑	Commodity	Name	H	# Units	Cash	Futures	Required Basis	Current Basis	Basis Sym	To Hit	Delivery	M	Location	Action
300484	Soybeans	Farmer, Joe		3,000	12.7500	13.15	-0.3600	-0.40	S2X	0.0400	10/31/12	D	Demoville	<input type="button" value="v"/>

Acknowledged Offers

Offer ID	Commodity	Name	H	# Units	Cash	Futures	Required Basis	Current Basis	Basis Sym	To Hit↑	Delivery	M	Location	Action
299804	Soybeans	Konz, Don	✓					-0.30	S2X	0.0000	10/31/12	D		<input type="button" value="v"/>
300174	Soybeans	John, Jimmy						-0.0550	S2K	0.0600	4/30/12	D	Main Lo...	<input type="button" value="v"/>
299799	Soybeans	Token, Alec	✓	3,000	13.00	13.40	-0.1100	-0.40	S2X	0.2900	10/31/12	D	Demoville	<input type="button" value="v"/>
299809	Soybeans	John, Jimmy	✓	2,000	13.00	13.40	-0.1100	-0.40	S2X	0.2900	10/31/12	D	Demoville	<input type="button" value="v"/>
299794	Comments	nson, ...	✓					-0.45	C2Z	0.3100	10/31/12	P	Main Lo...	<input type="button" value="v"/>
300489	Load out of North bin	z, Don	✓					-0.45	C2Z	0.3100	10/31/12	D	Main Lo...	<input type="button" value="v"/>
299884	Corn	johnson, ...	✓					-0.35	C2K	0.3350	3/31/12	D	Demoville	<input type="button" value="v"/>
299454	Corn	Driscoll,...	✓	4,000	6.7500	7.05	0.2350	-0.30	C2K	0.5350	4/30/12	D	Demoville	<input type="button" value="v"/>

Accepted Offers

Offer ID	Commodity	Name	H	# Units	Price	Delivery	Location	Accepted
300209	Corn	Casa...	✓	5,000	6.3400	3/31/12	Demov...	3/20/12

Outgoing Counter Offers

Offer ID↑	Commodity	Name	# Units	Price	* Delivery	Location	Action
No offers.							

Total Bought

Commodity	Type	# Units Bought	Average Price

Outgoing Private Bids

Commodity	# Units	Cash	Basis	Location	Expires

Current Transaction Balance

Units	Balance
Bushels	-11,600
	Order More

Symbol Legend

Action A = Accept | AC = Acknowledged (aka. Accepted Conditionally) as a firm offer that has not yet been purchased due to market conditions |

Symbols: H = Hedge offer | CH = Cancel Hedge Order | ADJ = Adjust Offer | C = Counter | D = Decline | W = Withdraw

Offer Status = Counter Offer | = Offer originated from DTN Marketspace | **Bold Producer Name** = offer originated from Administrator | = Comments

Symbols: = Filled Hedge Order = Open Hedge Order = A "parked" hedge order waiting for the market to open

*** Offer Type** C - A standard offer against the cash price of the bid.

Symbols: F - An offer against the prices of the futures contract the bid is based on.
B - An offer against the basis of the bid, the difference of the bid's cash price and the price of the futures contract it is based on.

Delivery D - Delivered

Method P - Pick Up

Symbols: I - In Store

Prepay Price Plan

Monitor and Book or Renew Prepay Bushels from Portal Dashboard

Acknowledged Offers

Offer ID	Commodity	Name	H	# Units	Cash	Futures	Required Basis	Current Basis	Basis Sym	To Hit↑	Delivery	M	Location	Action
299804	Soybeans	Konz, Don	✓	2,000	13.00	13.30	-0.1350	-0.30	S2X	0.0000	10/31/12	D	Main Lo...	
300174	Soybeans	John, Jimmy		1,000	13.5000	13.5550	0.0050	-0.0550	S2K	0.0600	4/30/12	D	Main Lo...	
299799	Soybeans	Token, Alec	✓	3,000	13.00	13.40	-0.1100	-0.40	S2X	0.2900	10/31/12	D	Demoville	
299809	Soybeans	John, Jimmy		2,000	13.00	13.40	-0.1100	-0.40	S2X	0.2900	10/31/12	D	Demoville	
299794	Corn	Johnson, ...	✓	4,000	5.5000	5.95	-0.1400	-0.45	C2Z	0.3100	10/31/12	P	Main Lo...	
300489	Corn	Konz, Don	✓	10,000	5.5000	5.95	-0.1400	-0.45	C2Z	0.3100	10/31/12	D	Main Lo...	
299884	Corn	johnson, ...	✓	4,000	6.5000	6.85	-0.0150	-0.35	C2K	0.3350	3/31/12	D	Demoville	
299454	Corn	Driscoll, ...	✓	4,000	6.7500	7.05	0.2350	-0.30	C2K	0.5350	4/30/12	D	Demoville	

Accepted Offers

Offer ID	Commodity	Name	H	# Units	Price	Delivery	Location	Accepted
300209	Corn	Casa...	✓	5,000	6.3400	3/31/12	Demov...	3/20/12

Outgoing Counter Offers

Offer ID↑	Commodity	Name	# Units	Price	* Delivery	Location	Action
No offers.							

Total Bought

Commodity	Type	# Units Bought	Average Price
-----------	------	----------------	---------------

Outgoing Private Bids

Commodity	# Units	Cash	Basis	Location	Expires
-----------	---------	------	-------	----------	---------

Current Transaction Balance

Units	Balance
Bushels	-11,600
	Order More



Symbol Legend

Action A = Accept | AC = Acknowledged (aka. Accepted Conditionally) as a firm offer that has not yet been purchased due to market conditions |

Symbols: H = Hedge offer | CH = Cancel Hedge Order | ADJ = Adjust Offer | C = Counter | D = Decline | W = Withdraw

Offer Status = Counter Offer | = Offer originated from DTN Marketspace | Bold **Producer Name** = offer originated from Administrator | = Comments

Symbols: = Filled Hedge Order = Open Hedge Order = A "parked" hedge order waiting for the market to open

*** Offer Type** C - A standard offer against the cash price of the bid.

Symbols: F - An offer against the prices of the futures contract the bid is based on.
B - An offer against the basis of the bid, the difference of the bid's cash price and the price of the futures contract it is based on.


Delivery D - Delivered

Method P - Pick Up

Symbols: I - In Store

Prepay Price Plan

Monitor and Book or Renew Prepay Bushels from Portal Dashboard

TELVENT  Hosting Solutions
Demo Grain Company

March 22, 2012 11:39 PM

[Main Menu](#) | [View Home Page](#) | [User Guide](#) | [FAQs](#) | [Support](#)

Order Portal Transactions

[Create Shortcut on Main Menu](#)

 Back

Billable Transaction Balance				
Units	Remaining Balance	Unit Price	Order Volume	Total
Bushels	55,107	\$0.005000	<input type="text"/>	\$0.00
Tons	0	\$0.670000	<input type="text"/>	\$0.00
Order Total:				\$0.00
<input type="button" value="Submit Order"/>				

500,000 bushels
1,000,000 bushels
2,000,000 bushels
3,000,000 bushels
4,000,000 bushels
5,000,000 bushels

Bushel Transactions: 2/21/12 to 3/22/12			
Date	Description	Quantity	Balance
2/21/2012	Offer 295934	-2,500 Bushels	-53,000
2/22/2012	Offer 297414	-5,000 Bushels	-58,000
2/25/2012	Offer 297959	-5,000 Bushels	-63,000
2/26/2012	Offer 297909	-7,000 Bushels	-70,000
2/29/2012	Offer 297989	-4,000 Bushels	-74,000
2/29/2012	Offer 297984	-4,000 Bushels	-78,000
2/29/2012	Offer 297954 Converted to Bushels	-2,205 Bushels	-80,205
3/22/2012	Offer 300729	-10,000 Bushels	-441,893
3/22/2012	Offer 300484	-3,000 Bushels	-444,893
3/22/2012	Pre-Paid Order for 500000 Bushels from E000337002	500,000 Bushels	55,107

1,000 tons
5,000 tons
10,000 tons
20,000 tons
30,000 tons
40,000 tons
50,000 tons



The
PROGRESSIVE
FARMER.
A TELVENT Brand



Setting Up Portal

Setting Up the **Preferences**

Portal Dashboard

- View offers by individual Location or by **All Locations**



- View offers to 'Buy' or offers to 'Sell'.

TELVENT Hosting Solutions

ABC Agri Services

Location  Offers To  DTN Portal Dashboard

[Preferences](#) [Communication](#) [Enter Producer Offer](#)

Incoming DTN Marketspace Offers

Commodity	DTN Producer	# Units	Cash	Futures	Basis	To H
No offers.						

Incoming Producer Offers

Commodity	Name	# Units	Cash	Futures	Basis	To H
Corn	Brown	1,500	\$3.6000	\$3.9500	\$-0.2825	\$0.06

Pending Offers

Commodity	Name	# Units	Cash	Futures	Basis	To
Corn	Hamlet	1,000	\$3.2500	\$3.6000	\$-0.4275	\$0.
Soybeans	Konz	1,000	-	-	\$-0.5000	
Soybeans	Doe	250	\$9.0000	\$9.5500	\$-0.5250	\$0.
Soybeans	Wett	1,200	-	\$9.5000	-	\$0.
Corn	Johns	2,500	\$3.7500	\$4.1000	\$-0.1325	\$0.
Corn	Johns	2,300	\$3.5000	\$3.9500	\$-0.1775	\$0.
Corn	Tolben	1,000	\$3.4900	\$3.8400	\$-0.0750	\$0.
Corn	Konz	4,000	-	\$4.0000	-	\$0.
Corn	Brown	1,500	\$3.7500	\$4.1000	\$0.0725	\$0.

Preferences Tab

- Setup **Disclaimers** and **Terms & Conditions**
- Select **Offer Types** per commodity & location
- Select **Buy or Sell producer options** per commodity & location
- Select **Delivery Methods** per commodity & location
- Setup who receives the **email alerts** per location
- Setup **Hedging Defaults**

TELVENT Hosting Solutions

ABC Agri Services

Location	All	Offers To	Buy	DTN Portal Dashboard			
		Preferences	Communication	Enter Producer Offer			
Incoming DTN Marketspace Offers							
Commodity	DTN Producer	# Units	Cash	Futures	Basis	To H	
No offers.							
Incoming Producer Offers							
Commodity	Name	# Units	Cash	Futures	Basis	To H	
Corn	Brown	1,500	\$3.6000	\$3.9500	\$-0.2825	\$0.06	
Pending Offers							
Commodity	Name	# Units	Cash	Futures	Basis	To H	
Corn	Hamlet	1,000	\$3.2500	\$3.6000	\$-0.4275	\$0.	
Soybeans	Konz	1,000	-	-	\$-0.5000		
Soybeans	Doe	250	\$9.0000	\$9.5500	\$-0.5250	\$0.	
Soybeans	Wett	1,200	-	\$9.5000	-	\$0.	
Corn	Johns	2,500	\$3.7500	\$4.1000	\$-0.1325	\$0.	
Corn	Johns	2,300	\$3.5000	\$3.9500	\$-0.1775	\$0.	
Corn	Tolben	1,000	\$3.4900	\$3.8400	\$-0.0750	\$0.	
Corn	Konz	4,000	-	\$4.0000	-	\$0.	
Corn	Brown	1,500	\$3.7500	\$4.1000	\$0.0725	\$0.	

Additional Preferences

Email Notifications and Offer Expiration Default

Email Notification Preferences

- From Contacts tab, go to contact 'Preferences'
- Set Email notifications per Admin User or for all Admin Users
- Set Email notifications per Producer or for all Producers

Portal Preferences

Contacts	Offer Types	Offer Defaults	Commodities	Disclaimers	Hedging	A
Contact Set-Up and Maintenance						
Click 'Add a Contact' to create a new DTN Portal email contact. DTN Portal contacts are used to select who will receive email and text message notifications for offers placed against specific cash bid locations. Each contact can have its own preferences to specify what circumstances they receive notifications.						
Contact						Action
don konz						Update Delete Preferences

Admin Email Preferences

? Receive E-mails - Check the boxes for the Email confirmations that you would like the Contact to re...

EMAIL SETTINGS

Contact

don.konz@dtn.com (don konz)

Actions

<input checked="" type="checkbox"/> Incoming Offers	<input type="checkbox"/> Expired Offers	<input type="checkbox"/> Acknowledged (Accepted conditionally)
<input type="checkbox"/> Declined Offers	<input checked="" type="checkbox"/> Offers Hit	<input type="checkbox"/> Countered Offers
<input type="checkbox"/> Accepted Offers	<input type="checkbox"/> Adjusted Offers	<input type="checkbox"/> Withdraw Offers
<input type="checkbox"/> Offer About to Expire	<input type="checkbox"/> Fulfilled Offers	

Offer Expiration Default

- From New Offer Defaults tab, select how long you want the default expiration date to extend past the date the offer is being submitted
- Selecting 'Delivery End Date' would be equal to a 'Good Till Cancel'

Offer Defaults

? Select the default expiration date per commodity per location, to be placed on the form when creating new offers. The original expiration date is set at 7 days

	1 Day	7 Days	30 Days	60 Days	Deliv. End Date
Toggle All:	<input type="radio"/>	<input type="radio"/>	<input type="radio"/>	<input type="radio"/>	<input type="radio"/>
Main Location					
Corn:	<input type="radio"/>	<input type="radio"/>	<input type="radio"/>	<input type="radio"/>	<input checked="" type="radio"/>
Soybeans:	<input type="radio"/>	<input type="radio"/>	<input type="radio"/>	<input type="radio"/>	<input checked="" type="radio"/>
HRW Wheat:	<input type="radio"/>	<input type="radio"/>	<input type="radio"/>	<input type="radio"/>	<input checked="" type="radio"/>

Hedge Defaults

FCM Account Setup per Location per Commodity

- You must setup the four different Hedge Defaults before Hedging will be activated (Mini Contracts is optional)

TELVENT Hosting Solutions

ABC Elevator January 30, 2012 4:43 pm

Preferences ▾

Hedge Defaults ▾ |

FCM Accounts

> FCM Accounts

Hedge Preferences

Hedge Switches

Location

Hedge Thresholds

ation, the **Futures Commission Merchant (FCM) Account** number...

Mini Contract Thresholds

Save 

FCM Account ID

Hancock

Collapse

Soybeans:

Toggle All:

☐

16800393



Yellow Corn:

Toggle All:

☐

16802224



Main Location

Collapse

Soybeans:

16800393



Corn:

16802224



Hedge Defaults

Hedge Preferences & Hedge Thresholds

Hedge Order Adjustment

- Amount in cents that you would like to adjust your hedge order below the producers offer to sell, or above offer to buy

Pass on Hedge Fill Price

- If the order is filled at higher price then required by the offer, the higher price can be passed on to Producer. Great to use for 'at the market' sells

Hedge Thresholds

- Min/Offer** – Minimum size of an offer that will be E. Hedged
 - Also used to determine number of contracts for I.Hedging
 - I.Hedge will override threshold
- Max/Offer** – Max size of an offer that can be E. Hedged
 - Max is 9X Min/Offer to prevent fat-finger errors
 - I.Hedge will override threshold
- Max/Day** – Max number of units that can be E. Hedged during day session is 200X Max/Offer
- Max/Night** – Max number of units that can be E. Hedged during night session is 200X Max/Offer

Hedge Preferences

? Hedge Order Adjustment is the amount in cents that you would like to place your Limit Order...

Save

	Hedge Order Adjustment		Pass On Hedge Fill Price	
	Sell Orders	Buy Orders	Sell Orders	Buy Orders
Hancock	<input checked="" type="checkbox"/> 0.00250	<input type="checkbox"/> 0.00000	<input checked="" type="checkbox"/> Yes	<input type="checkbox"/> No
Soybeans:	0.00250	0.00000	Yes	No
Yellow Corn:	0.00250	0.00000	Yes	No

Hedge Thresholds

? Min/Offer is the minimum amount of units that you would consider to be a hedgeable quantity, which in turn ...

Save

	Min/Offer	Max/Offer	Max/Day	Max/Night
Hancock	<input type="checkbox"/> 1000	<input type="checkbox"/> 1000	<input type="checkbox"/> 200000	<input type="checkbox"/> 200000
Soybeans:	3000	27000	5400000	5400000
Corn:	3000	27000	5400000	5400000

Hedge Defaults

Hedge Switches

Hedge Switches

- Auto Cancel/Replace Hedge Orders
 - ▶ Enable Auto Cancel/Replace/Accepted Offers
 - » Acknowledged Offers are automatically cancelled and replaced with new orders if an basis or offer adjustment is made
 - ▶ Enable Producers to Adjust offers
- Interactive Hedge (hands-on)
 - ▶ Enable auto Acceptance of hedged offers
 - ▶ Enable use of mini-contracts
- Electronic Hedge (hands-free)
 - ▶ Enables ON/OFF switch on Dashboard
 - ▶ Enable use of mini-contracts
- Hedge Order Expiration Default
 - ▶ Day Order
 - ▶ Future will have a Recurring Day Order (like a Good Till Date)
- Pass On Hedge Fill Price
 - ▶ Enable Price Rounding
- Enable Electronic Position Balance
 - ▶ Automatically reads Acknowledge Position Report Balances before determining whether a new offer needs to be E. Hedged

Hedge Switches

? Select the features you would like to have enabled/disabled for hedging operations.

AUTO CANCEL REPLACE HEDGE ORDERS

? Enabling Auto Cancel/Replace Hedge Orders for Accepted Offers will allow the portal to automatically comm

- ☒ Enable Auto Cancel/Replace Hedged Orders for Accepted Offers.
- ☒ Allow Producers to Adjust Offers.

INTERACTIVE HEDGE (I. HEDGE)

? Interactive Hedge (I. Hedge) allows you to initiate the manual placement of a Limit Order for an offer ...

- ☒ Enable Auto Acceptance of Manually Hedged Orders.
- ☒ Use Mini Contracts.

ELECTRONIC HEDGE (E. HEDGE)

? Enabling Electronic Hedge (E.Hedge) will activate the E. Hedge ON/OFF switch of the Portal Dashboard...

- ☒ Enable Electronic Hedge (E. Hedge).
- ☒ Use Mini Contracts.

HEDGE ORDER EXPIRATION

? Hedge Orders will be created as **DAY Orders**. They will remain in effect until the Exchange closes ...

- ☒ DAY Order

PASS ON HEDGE FILL PRICE ROUNDING

? If you have turned on the Pass On hedge Fill Price in the Hedge Preferences section, ...

- ☒ Enable Pass On Hedge Fill Price Round Down for Buy Offers.
- ☒ Enable Pass On Hedge Fill Price Round Up for Sell Offers.

ELECTRONIC POSITION BALANCE

? Enable the Electronic Position Balance for the Acknowledged Offer Position Report, ...

- ☒ Enable Electronic Balancing of Hedge Position.



The
PROGRESSIVE
FARMER.
A TELVENT Brand



Communication Tab

From Portal Dashboard

Communication Tab


- Send **Private Emails**
- Send **Text Messages**
- Access promotional material for your portal in the **Starter Kit**
- Allows you to send **Private Cash or Basis Bids** to Groups or Individuals (zone bidding)

TELVENT Hosting Solutions

ABC Agri Services

Location Offers To

DTN Portal Dash

Preferences Communication  Enter Pro

Create New Private Bid

Send Private Email Message

Send Text Message

Starter Kit

Commodity	DTN Producer	# Units
No offers.		

Commodity	Name	# Units	Cash	Futures
No offers.				

Pending Offe

Commodity	Name	# Units	Cash	Futures
Corn	Hamlet	1,000	\$3.2500	\$3.6000
Corn	Tolben	1,000	\$3.4900	\$3.8400
Corn	Brown	1,500	\$3.7500	\$4.1000
Corn	Johns	2,500	\$3.7500	\$4.1000
Corn	Tolben	5,000	\$3.7500	\$4.1000
Corn	Smith	2,500	\$3.7500	\$4.1000
Corn	Konz	4,000	-	\$4.0000
Soybeans	Wett	1,200	-	\$9.5000

Private Bids Page


Private Cash Bid

Location: Demoville ▾

Bid Type: Buy ▾

Commodity: Corn ▾

Published Bid For: Apr 15, 2010 ▾

 **Offer Type:** Basis-Only ▾


Price: \$-0.3500


Quantity:


Units: Bushels ▾


Contact:

Delivery Method: Delivered ▾

Delivery: BETWEEN 04/01/2010 

AND 04/15/2010 

Expires: 04/20/2010  5 PM ▾

 **Send To:** Users ▾

Members: Alfala, Al
Brown, James
Brown, Charlie
Brown, James
Darren, Thomas

Comments:

Submit

Cancel

Starter Kit

- This page provides you with material to help promote your new portal



GRAIN PORTAL STARTER KIT
GRAIN PORTAL PROMOTION RESOURCE SITE

[ONLINE OFFER CENTER VIDEO DOWNLOAD](#)

RESOURCES

- QUICK STEPS TO A SUCCESSFUL PORTAL LAUNCH
- PRODUCER 1-PAGE HELP DOCUMENT
- PRODUCER INTRODUCTION LETTER TEMPLATE
- PRODUCER INTRODUCTION E-MAIL TEMPLATE
- BUSINESS CARD TEMPLATE
- COUNTER SIGN TEMPLATE
- PRODUCER MEETING OUTLINE
- PRODUCER MEETING PRESENTATION
- ONLINE OFFER CENTER VIDEO

This site is a resource to help you promote your grain portal to your customers. You'll find Quick Steps to a Successful Portal Launch and a Help Document for your producers to aid them in successfully utilizing your portal. Included are templates for letters and e-mails that you can send to them, encouraging them to sell their grain to you via your portal. Also included are business cards that you can personalize with your Web address, to hand out and promote your Web site and portal, as well as a counter sign for display purposes. The Producer Meeting Outline is a step-by-step guide to help you in a group setting, explain how your portal works and how it will benefit your customers. We've also included instructions on how to hold a successful Producer Meeting. A short video is also part of this kit which can be used for any type of meeting, to show your customers how to use your Online Offer Center.



The
PROGRESSIVE
FARMER.
A TELVENT Brand



Enter Producer Offer

From the Admin Dashboard on behalf of Producer

Enter Producer Offers

TELVENT Hosting Solutions

ABC Agri Services

Location Offers To DTN Portal Dashboard

Preferences Communication  Enter Producer Offer

Incoming DTN Marketplace Offers

Commodity	DTN Producer	# Units	Cash	Futures	Basis	To H
No offers.						

Incoming Producer Offers

Commodity	Name	# Units	Cash	Futures	Basis	To H
Corn	Brown	1,500	\$3.6000	\$3.9500	\$-0.2825	\$0.06

Pending Offers

Commodity	Name	# Units	Cash	Futures	Basis	To H
Corn	Hamlet	1,000	\$3.2500	\$3.6000	\$-0.4275	\$0.
Soybeans	Konz	1,000	-	-	\$-0.5000	
Soybeans	Doe	250	\$9.0000	\$9.5500	\$-0.5250	\$0.
Soybeans	Wett	1,200	-	\$9.5000	-	\$0.
Corn	Johns	2,500	\$3.7500	\$4.1000	\$-0.1325	\$0.
Corn	Johns	2,300	\$3.5000	\$3.9500	\$-0.1775	\$0.
Corn	Tolben	1,000	\$3.4900	\$3.8400	\$-0.0750	\$0.
Corn	Konz	4,000	-	\$4.0000	-	\$0.

Enter offers into the Portal by clicking the **Enter Producer Offer** tab

TELVENT Hosting Solutions

ABC Agri Services

Enter New Producer Offer

To enter a new producer offer, select the producer's user and the desired contract details, then click the Continue button.

To enter an offer from a user who does not have an account, select "New" in the User dropdown and fill out the First Name, LastName, and Email fields. All 3 fields are required for new user accounts.

User:	<input type="text" value=""/>
Location:	<input type="text" value="Demoville"/>
Commodity:	<input type="text" value="Corn"/>
Contract Delivery:	<input type="text" value="4/15/10"/>

Select the User (customer) that
you are making the offer for

4 ways to populate User list

- Import your customer list via spreadsheet
- Rely on users to create their own account online
- Enter manually by selecting 'New' from the User list
- Use the integrated solution with your accounting package

TELVENT Hosting Solutions

ABC Agri Services

Enter New Producer Offer

To enter a new producer offer, select the producer's user and the desired contract details, then click the Continue button.

To enter an offer from a user who does not have an account, select "New" in the User dropdown and fill out the First Name, LastName, and Email fields. All 3 fields are required for new user accounts.

User:	<input type="text" value="New"/>
First Name:	<input type="text"/>
Last Name:	<input type="text"/>
Email:	<input type="text" value="don.konz@dtm.com"/>
Location:	<input type="text" value="Demoville"/>
Commodity:	<input type="text" value="Corn"/>
Contract Delivery:	<input type="text" value="4/15/10"/>

Continue

- Enter First Name, Last Name and email address

- If email is unknown, it will use the email of the admin entering the offer

- Continue with offer

Enter New Producer Offer - Windows Internet Explorer

TELVENT Hosting Solutions

ABC Agri Services

Enter New Producer Offer

To enter a new producer offer, select the producer's user and the desired contract details, then click the Continue button.

To enter an offer from a user who does not have an account, select "New" in the User dropdown and fill out the First Name, LastName, and Email fields. All 3 fields are required for new user accounts.

User:	New
First Name:	Joe
Last Name:	Smith
Email:	joesmith@net.com
Location:	Demoville
Commodity:	Corn
Contract Delivery:	10/31/10

Make Offer Form

Most of the data will self populate

■ Select Offer Type

- Cash
- Futures Only
- Basis Only

Contract Details

Location	Main Location
Commodity	Corn
Price	5.13
Delivery	Between Oct 1, 12 and Oct 31, 12
Last Modified	3:40 PM on 3/15/12

Futures

Name	Sym	Prev	Open	High	Low	Last	Chg	Trade
CORN Dec 12	C2Z	5556	5596	5604	5550	5574	16	1:42P Mar 23

All quotes are delayed snapshots
[Click here for info on Exchange delays](#)

Offer Entry (Step 2 of 3)

Name: Joe Farmer

Commodity: Corn

Contract: 10/31/12

Buy or Sell: Sell

Offer Type: Cash Symbol: C2Z

Quantity & Price: 3500 Bushels at \$5.50

Delivery: BETWEEN 10/01/2012 AND 10/31/2012

Delivery Method: Delivered

Expiration: 10/31/2012 2 PM

Alternate Contact:

Comments:

Terms and Conditions:

BY CLICKING ON 'SUBMIT OFFER' BELOW, YOU WILL BE ACKNOWLEDGING THAT (A) YOU INTEND TO MAKE A FIRM OFFER CONTRACT ELECTRONICALLY VIA THIS ELECTRONIC TRADING PLATFORM, AND (B) YOUR USERNAME AND PASSWORD USED TO LOGIN TO THIS ELECTRONIC TRADING PLATFORM, IN COMBINATION WITH YOUR ACCEPTANCE OF ANY TERMS AND CONDITIONS BY ELECTRONIC MEANS WITHIN THIS WEBSITE, IS YOUR ELECTRONIC SIGNATURE.

☒ Check this box to acknowledge you have read, understood, and are in agreement in the terms and conditions described above.

[Submit for Confirmation](#)

[Cancel](#)

Make Offer Form

Most of the data will self populate

■ Select Offer Type

- Cash
- Futures Only
- Basis Only

■ Enter Quantity

Contract Details

Location	Main Location
Commodity	Corn
Price	5.13
Delivery	Between Oct 1, 12 and Oct 31, 12
Last Modified	3:40 PM on 3/15/12

Futures

Name	Sym	Prev	Open	High	Low	Last	Chg	Trade
CORN Dec 12	C2Z	5556	5596	5604	5550	5574	16	1:42P Mar 23

All quotes are delayed snapshots
[Click here for info on Exchange delays](#)

Offer Entry (Step 2 of 3)

Name: Joe Farmer

Commodity: Corn

Contract: 10/31/12 ▼

Buy or Sell: Sell ▼

Offer Type: Cash ▼ Symbol: C2Z

Quantity & Price: 3500 Bushels at \$5.50

Delivery: BETWEEN 10/01/2012 AND 10/31/2012

Delivery Method: Delivered ▼

Expiration: 10/31/2012 2 PM ▼

Alternate Contact:

Comments:

Terms and Conditions:

BY CLICKING ON 'SUBMIT OFFER' BELOW, YOU WILL BE ACKNOWLEDGING THAT (A) YOU INTEND TO MAKE A FIRM OFFER CONTRACT ELECTRONICALLY VIA THIS ELECTRONIC TRADING PLATFORM, AND (B) YOUR USERNAME AND PASSWORD USED TO LOGIN TO THIS ELECTRONIC TRADING PLATFORM, IN COMBINATION WITH YOUR ACCEPTANCE OF ANY TERMS AND CONDITIONS BY ELECTRONIC MEANS WITHIN THIS WEBSITE, IS YOUR ELECTRONIC SIGNATURE.

☒ Check this box to acknowledge you have read, understood, and are in agreement in the terms and conditions described above.

[Submit for Confirmation](#)

[Cancel](#)

Make Offer Form

Most of the data will self populate

Select Offer Type

- Cash
- Futures Only
- Basis Only

Enter Quantity

Set Offer Price

- Field will display current posted price of offer type selected.
- Enter Offer price
- You can enter a 1 if making an 'at the market' offer.
 - Quantity must be above Min Hedge Threshold
 - Pass On Fill switch enabled.

Contract Details

Location	Main Location
Commodity	Corn
Price	5.13
Delivery	Between Oct 1, 12 and Oct 31, 12
Last Modified	3:40 PM on 3/15/12

Futures

Name	Sym	Prev	Open	High	Low	Last	Chg	Trade
CORN Dec 12	C2Z	5556	5596	5604	5550	5574	16	1:42P Mar 23

All quotes are delayed snapshots
[Click here for info on Exchange delays](#)

Offer Entry (Step 2 of 3)

Name: Joe Farmer

Commodity: Corn

Contract: 10/31/12

Buy or Sell: Sell

Offer Type: Cash Symbol: C2Z

Quantity & Price: 3500 Bushels at \$5.50

Delivery: BETWEEN 10/01/2012 AND 10/31/2012

Delivery Method: Delivered

Expiration: 10/31/2012 2 PM

Alternate Contact:

Comments:

Terms and Conditions:

BY CLICKING ON 'SUBMIT OFFER' BELOW, YOU WILL BE ACKNOWLEDGING THAT (A) YOU INTEND TO MAKE A FIRM OFFER CONTRACT ELECTRONICALLY VIA THIS ELECTRONIC TRADING PLATFORM, AND (B) YOUR USERNAME AND PASSWORD USED TO LOGIN TO THIS ELECTRONIC TRADING PLATFORM, IN COMBINATION WITH YOUR ACCEPTANCE OF ANY TERMS AND CONDITIONS BY ELECTRONIC MEANS WITHIN THIS WEBSITE, IS YOUR ELECTRONIC SIGNATURE.

☒ Check this box to acknowledge you have read, understood, and are in agreement in the terms and conditions described above.

[Submit for Confirmation](#)

[Cancel](#)

Make Offer Form

Most of the data will self populate

Select Offer Type

- Cash
- Futures Only
- Basis Only

Enter Quantity

Set Offer Price

- Field will display current posted price of offer type selected
- Enter Offer price
- You can enter a 1 if making an 'at the market' offer.
 - Quantity must be above Min Hedge Threshold
 - Pass On Fill switch enabled.

Set Expiration

- Default is 7 days from the day that the offer is being submitted
- Customizable Offer Expiration Default setting (ex. End of delivery period)

Contract Details

Location	Main Location
Commodity	Corn
Price	5.13
Delivery	Between Oct 1, 12 and Oct 31, 12
Last Modified	3:40 PM on 3/15/12

Futures

Name	Sym	Prev	Open	High	Low	Last	Chg	Trade
CORN Dec 12	C2Z	5556	5596	5604	5550	5574	16	1:42P Mar 23

All quotes are delayed snapshots
Click here for info on Exchange delays

Offer Entry (Step 2 of 3)

Name: Joe Farmer

Commodity: Corn

Contract: 10/31/12

Buy or Sell: Sell

Offer Type: Cash Symbol: C2Z

Quantity & Price: 3500 Bushels at \$5.50

Delivery: BETWEEN 10/01/2012 AND 10/31/2012

Delivery Method: Delivered

Expiration: 10/31/2012 2 PM

Alternate Contact:

Comments:

Terms and Conditions:

BY CLICKING ON 'SUBMIT OFFER' BELOW, YOU WILL BE ACKNOWLEDGING THAT (A) YOU INTEND TO MAKE A FIRM OFFER CONTRACT ELECTRONICALLY VIA THIS ELECTRONIC TRADING PLATFORM, AND (B) YOUR USERNAME AND PASSWORD USED TO LOGIN TO THIS ELECTRONIC TRADING PLATFORM, IN COMBINATION WITH YOUR ACCEPTANCE OF ANY TERMS AND CONDITIONS BY ELECTRONIC MEANS WITHIN THIS WEBSITE, IS YOUR ELECTRONIC SIGNATURE.

☒ Check this box to acknowledge you have read, understood, and are in agreement in the terms and conditions described above.

Submit for Confirmation

Cancel

Make Offer Form

Most of the data will self populate

Select Offer Type

- Cash
- Futures Only
- Basis Only

Enter Quantity

Set Offer Price

- Field will display current posted price of offer type selected
- Enter Offer price
- You can enter a 1 if making an 'at the market' offer.
 - Quantity must be above Min Hedge Threshold
 - Pass On Fill switch enabled.

Set Expiration

- Default is 7 days from the day that the offer is being submitted
- Customizable Offer Expiration Default setting (ex. End of delivery period)

Submit for Confirmation

Contract Details

Location	Main Location
Commodity	Corn
Price	5.13
Delivery	Between Oct 1, 12 and Oct 31, 12
Last Modified	3:40 PM on 3/15/12

Futures

Name	Sym	Prev	Open	High	Low	Last	Chg	Trade
CORN Dec 12	C2Z	5556	5596	5604	5550	5574	16	1:42P Mar 23

All quotes are delayed snapshots
Click here for info on Exchange delays

Offer Entry (Step 2 of 3)

Name: Joe Farmer	
Commodity: Corn	
Contract:	10/31/12
Buy or Sell:	Sell
Offer Type:	Cash
Symbol:	C2Z
Quantity & Price:	3500 Bushels at \$5.50
Delivery:	BETWEEN 10/01/2012 AND 10/31/2012
Delivery Method:	Delivered
Expiration:	10/31/2012 2 PM
Alternate Contact:	
Comments:	

Terms and Conditions:

BY CLICKING ON 'SUBMIT OFFER' BELOW, YOU WILL BE ACKNOWLEDGING THAT (A) YOU INTEND TO MAKE A FIRM OFFER CONTRACT ELECTRONICALLY VIA THIS ELECTRONIC TRADING PLATFORM, AND (B) YOUR USERNAME AND PASSWORD USED TO LOGIN TO THIS ELECTRONIC TRADING PLATFORM, IN COMBINATION WITH YOUR ACCEPTANCE OF ANY TERMS AND CONDITIONS BY ELECTRONIC MEANS WITHIN THIS WEBSITE, IS YOUR ELECTRONIC SIGNATURE.

☒ Check this box to acknowledge you have read, understood, and are in agreement in the terms and conditions described above.

Submit for Confirmation

Cancel

Integrated Hedging

Increase Efficiency and Eliminate Slippage

- Integrated Hedging allows you to **Finalize, Acknowledge** and **Hedge Offer** in one step, based on Admin User Authorization level

- **Write Offer Admin**

- ▶ Can only Finalize Offer
 - » Will be E. Hedged if switch ON

- **Portal Admin**

- ▶ Finalize Offer
 - » Will be E. Hedged if switch ON
- ▶ Finalize and Acknowledge
 - » Offer goes directly to Acknowledged Offer status
 - » Never E. Hedged

- **Hedge Admin**

- ▶ Finalize Offer
 - » Will be E. Hedged if switch ON
- ▶ Finalize and Acknowledge
 - » Same as Portal Admin
- ▶ Finalize, Acknowledge & I. Hedge offer in one step

Contract Details

Location	Main Location
Commodity	Corn
Price	5.13
Delivery	Between Oct 1, 12 and Oct 31, 12
Last Modified	3:40 PM on 3/15/12

Futures

Name	Sym	Prev	Open	High	Low	Last Chg	Trade
CORN Dec 12	C2Z	5556	5596	5604	5550	5574	16 1:42P Mar 23

All quotes are delayed snapshots
Click here for info on Exchange delays

Confirm Offer (Step 3 of 3)

Name: Joe Farmer
Commodity: Corn
Contract: 10/31/12
Buy or Sell: Sell
Offer Type: Cash Symbol: C2Z
Quantity & Price: 3500 Bushels at \$5.50
Delivery: Between Oct 1, 2012 and Oct 31, 2012
Delivery Method: Delivered (CIF)
Expiration: Oct 31, 2012 2 PM
Alternate Contact:
Comments:

[Finalize Offer](#)

[Finalize and Hedge](#)

[Finalize and Acknowledge](#)

[Back](#)

[Cancel](#)

Confirmation Email

New Offer 237929 Confirmation

Joe Smith [DTNMarketspace@dtm.com]

Sent: Fri 4/9/2010 10:27 PM

To: Don Konz

You and the Producer will each receive an email or text message confirming the offer



Original Offer Details	
Offer ID:	237929
Customer ID:	
Producer Contact:	Joe Smith
Agribusiness Name:	Grain Company of America
Agribusiness Location:	Demoville
Status:	Original
Commodity:	Corn
Buy or Sell:	Sell
Offer Type:	Cash
Price:	\$3.7500
Quantity:	2500 Bushels
Delivery Method:	Delivered
Delivery Timeframe:	Oct 1, 2010 to Oct 31, 2010
Offer Expires:	Oct 31, 2010 2:00 PM
Offer Date:	Apr 9, 2010 10:26 PM
Comments:	Created by Site Administrator.

NOTICE: This email message is for the sole use of the intended recipient(s) and may contain confidential and privileged information. Any unauthorized use, disclosure or distribution is prohibited. If you are not the intended recipient, please contact the sender by reply email and destroy all copies of the original message. This communication is governed by the DTN Disclaimer set out at <http://aqnews.dtn.com/MarketspaceDisclaimer.cfm>.

The offer will appear in the Incoming Producer Offer section.
Offers that your producers submit from your website will also appear here as well if E.Hedge is OFF and offer is below threshold
The Alert pane will notify you of any new events in your portal that need attention. It has the same Open, Dismiss, Snooze and time interval features as MS Outlook

TELVENT^{dtm} Hosting So

Demo Grain Company

Attention ✕

1 New User Request

1 Incoming Offer

Open Item

Dismiss

15 Minutes

Snooze

Offer Search:

Go

MARCH 20, 2012 10:33 AM

[Main Menu](#) | [View Home Page](#) | [User Guide](#) | [FAQs](#) | [Support](#)

Location

Offers To

DTN Portal Dashboard

E-Hedge:

Preferences

Communication

Enter Producer Offer

Tools

Help

Reports

Incoming DTN Marketspace Offers														
Offer ID↑	Commodity	DTN Producer	H	# Units	Cash	Futures	Required Basis	Current Basis	Basis Sym	To Hit	Delivery	M	Location	Action
No offers.														

Incoming Producer Offers														
Offer ID↑	Commodity	Name	H	# Units	Cash	Futures	Required Basis	Current Basis	Basis Sym	To Hit	Delivery	M	Location	Action
300484	Soybeans	Farmer, Joe		3,000	12.7500	13.15	-0.3600	-0.40	S2X	0.0400	10/31/12	D	Demoville	<div>▼</div>

Acknowledged Offers														
Offer ID	Commodity	Name	H	# Units	Cash	Futures	Required Basis	Current Basis	Basis Sym	To Hit↑	Delivery	M	Location	Action
299804	Soybeans	Konz, Don	✓	2,000	13.00	13.30	-0.1350	-0.30	S2X	0.0000	10/31/12	D	Main Lo...	<div><div></div></div>
300174	Soybeans	John, Jimmy		1,000	13.5000	13.5550	0.0050	-0.0550	S2K	0.0600	4/30/12	D	Main Lo...	<div><div></div></div>
299799	Soybeans	Token, Alec	✓	3,000	13.00	13.40	-0.1100	-0.40	S2X	0.2900	10/31/12	D	Demoville	<div><div></div></div>
299809	Soybeans	John, Jimmy		2,000	13.00	13.40	-0.1100	-0.40	S2X	0.2900	10/31/12	D	Demoville	<div><div></div></div>
299794	<div><div></div></div> Corn	Johnson, ...	✓	4,000	5.5000	5.95	-0.1400	-0.45	C2Z	0.3100	10/31/12	P	Main Lo...	<div><div></div></div>
300489	Corn	Konz, Don	✓	10,000	5.5000	5.95	-0.1400	-0.45	C2Z	0.3100	10/31/12	D	Main Lo...	<div><div></div></div>
299884	Corn	johnson, ...	✓	4,000	6.5000	6.85	-0.0150	-0.35	C2K	0.3350	3/31/12	D	Demoville	<div><div></div></div>
299454	Corn	Driscoll,...	✓	4,000	6.7500	7.05	0.2350	-0.30	C2K	0.5350	4/30/12	D	Demoville	<div><div></div></div>

Accepted Offers								
Offer ID	Commodity Name	H	# Units	Price	Delivery	Location	Accepted	
300209	Corn	Casa...	✓	5,000	6.3400	3/31/12	Demov...	3/20/12


Total Bought			
Commodity	Type	# Units Bought	Average Price
Corn	Cash	5,000	\$6.34

Outgoing Counter Offers						
Offer ID↑	Commodity Name	# Units	Price	* Delivery	Location	Action
No offers.						

Outgoing Private Bids					
Commodity	# Units	Cash	Basis	Location	Expires
No offers.					

Incoming Producer Offers that are not 'at the money' (To Hit @ 0) should be 'Acknowledged' as a firm offer (AC) or Hedged (H)
 This will move them to Acknowledged Offers where they will be monitored for you. The Incoming Offer Alert will then disappear
 An email will automatically be sent to you and the producer notifying you that the offer has been acknowledged as AC


Demo Grain Company

Location	All	Offers To	Buy	DTN Portal Dashboard				E-Hedge: ON OFF		 Export Offers
		Preferences	Communication	Enter Producer Offer	Tools	Help	Reports			

Incoming DTN Marketspace Offers

Offer ID↑	Commodity	DTN Producer	H	# Units	Cash	Futures	Required Basis	Current Basis	Basis Sym	To Hit	Delivery	M	Location	Action
No offers.														

Incoming Producer Offers

Offer ID↑	Commodity	Name	H	# Units	Cash	Futures	Required Basis	Current Basis	Basis Sym	To Hit	Delivery	M	Location	Action
300484	Soybeans	Farmer, Joe		3,000	12.7500	13.15	-0.3600	-0.40	S2X	0.0400	10/31/12	D	Demoville	

Acknowledged Offers

Offer ID	Commodity	Name	H	# Units	Cash	Futures	Required Basis	Current Basis	Basis Sym	To Hit↑	Delivery	M	Location	Action
299804	Soybeans	Konz, Don	✓	2,000	13.00	13.30	-0.1350	-0.30	S2X	0.0000	10/31/12	D	Main Lo...	
300174	Soybeans	John, Jimmy		1,000	13.5000	13.5550	0.0050	-0.0550	S2K	0.0600	4/30/12	D	Main Lo...	
299799	Soybeans	Token, Alec	✓	3,000	13.00	13.40	-0.1100	-0.40	S2X	0.2900	10/31/12	D	Demoville	
299809	Soybeans	John, Jimmy		2,000	13.00	13.40	-0.1100	-0.40	S2X	0.2900	10/31/12	D	Demoville	
299794	Corn	Johnson, ...	✓	4,000	5.5000	5.95	-0.1400	-0.45	C2Z	0.3100	10/31/12	P	Main Lo...	
300489	Corn	Konz, Don	✓	10,000	5.5000	5.95	-0.1400	-0.45	C2Z	0.3100	10/31/12	D	Main Lo...	
299884	Corn	johnson, ...	✓	4,000	6.5000	6.85	-0.0150	-0.35	C2K	0.3350	3/31/12	D	Demoville	
299454	Corn	Driscoll, ...	✓	4,000	6.7500	7.05	0.2350	-0.30	C2K	0.5350	4/30/12	D	Demoville	

Accepted Offers

Offer ID	Commodity	Name	H	# Units	Price	Delivery	Location	Accepted
300209	Corn	Casa...	✓	5,000	6.3400	3/31/12	Demov...	3/20/12

Total Bought

Commodity	Type	# Units Bought	Average Price
Corn	Cash	5,000	\$6.34

Outgoing Counter Offers

Offer ID↑	Commodity	Name	# Units	Price	* Delivery	Location	Action
No offers.							

Outgoing Private Bids

Commodity	# Units	Cash	Basis	Location	Expires
No offers.					

Likewise, when a hedge order is associated with the offer, it will keep the hedge order in sync with any changes to the offer as well, including the required Futures price of the offer

Total Bought			
Commodity	Type	# Units Bought	Average Price
Corn	Cash	5,000	\$6.34

Outgoing Private Bids					
Commodity	# Units	Cash	Basis	Location	Expires
No offers.					

The 'To Hit' column will read '0' and the offer will be highlighted in yellow when it has been reached. If a hedge order is associated with the offer, the checkmark will 'fill in', indicating it has filled. The Hedge Admin will also receive an email/text of the filled order. You will also receive an email/text alert. The producer **will not be notified** of his offer hitting until you take the Action to Accept (A) the offer

Location Offers To

DTN Portal Dashboard

E-Hedge:

[Preferences](#) | [Communication](#) | [Enter Producer Offer](#) | [Tools](#) | [Help](#) | [Reports](#)

Incoming DTN Marketspace Offers														
Offer ID↑	Commodity	DTN Producer	H	# Units	Cash	Futures	Required Basis	Current Basis	Basis Sym	To Hit	Delivery	M	Location	Action
No offers.														

Incoming Producer Offers														
Offer ID↑	Commodity	Name	H	# Units	Cash	Futures	Required Basis	Current Basis	Basis Sym	To Hit	Delivery	M	Location	Action
300484	Soybeans	Farmer, Joe		3,000	12.7500	13.15	-0.3600	-0.40	S2X	0.0400	10/31/12	D	Demoville	<div></div>

Acknowledged Offers														
Offer ID	Commodity	Name	H	# Units	Cash	Futures	Required Basis	Current Basis	Basis Sym	To Hit↑	Delivery	M	Location	Action
299804	Soybeans	Konz, Don	✓	2,000	13.00	13.30	-0.1350	-0.30	S2X	0.0000	10/31/12	D	Main Lo...	<div><div></div></div>
300174	Soybeans	John, Jimmy		1,000	13.5000	13.5550	0.0050	-0.0550	S2K	0.0600	4/30/12	D	Main Lo...	<div>A</div>
299799	Soybeans	Token, Alec	✓	3,000	13.00	13.40	-0.1100	-0.40	S2X	0.2900	10/31/12	D	Demoville	<div>AC</div>
299809	Soybeans	John, Jimmy		2,000	13.00	13.40	-0.1100	-0.40	S2X	0.2900	10/31/12	D	Demoville	<div>C</div>
299794 	Corn	Johnson, ...	✓	4,000	5.5000	5.95	-0.1400	-0.45	C2Z	0.3100	10/31/12	P	Main Lo...	<div>ADJ</div>
300489	Corn	Konz, Don	✓	10,000	5.5000	5.95	-0.1400	-0.45	C2Z	0.3100	10/31/12	D	Main Lo...	<div>D</div>
299884	Corn	johnson, ...	✓	4,000	6.5000	6.85	-0.0150	-0.35	C2K	0.3350	3/31/12	D	Demoville	<div></div>
299454	Corn	Driscoll,...	✓	4,000	6.7500	7.05	0.2350	-0.30	C2K	0.5350	4/30/12	D	Demoville	<div></div>

Accepted Offers							
Offer ID	Commodity	Name	H	# Units	Price	Delivery	Location
300209	Corn	Casa...	✓	5,000	6.3400	3/31/12	Demov...

Outgoing Counter Offers						
Offer ID↑	Commodity	Name	# Units	Price	* Delivery	Location
No offers.						

Total Bought			
Commodity	Type	# Units Bought	Average Price
Corn	Cash	5,000	\$6.34

Outgoing Private Bids					
Commodity	# Units	Cash	Basis	Location	Expires
No offers.					

To insure that you actually want to Accept this offer and purchase the commodity, click 'OK'

If you have the **Auto Accept** feature enabled from the **Preferences > Hedging > Hedge Defaults > Hedge Switches**, the offer will automatically be Accepted once the hedge order is filled

Demo Grain Company

Location Offers To DTN Portal Dashboard E-Hedge: ☒ ON ☐ OFF

[Preferences](#) [Communication](#) [Enter Producer Offer](#) [Tools](#) [Help](#) [Reports](#)

Incoming DTN Marketspace Offers

Offer ID↑	Commodity	DTN Producer	H	# Units	Cash	Futures	Required Basis	Current Basis	Basis Sym	To Hit	Delivery	M	Location	Action
No offers.														

Accept Offer

Do you want to accept this offer?

Ok

Cancel

Offer ID↑	Commodity	Name	H	# Units	Cash	Futures	Basis	Basis	Sym	To Hit↑	Delivery	M	Location	Action
300484	Soybeans	Farmer, Joe		3,000										
299804	Soybeans	Konz, Don	✓	2,000	13.00	13.30	-0.1350	-0.30	S2X	0.0000	10/31/12	D	Main Lo...	<input type="button" value="A"/>
300174	Soybeans	John, Jimmy		1,000	13.5000	13.5550	0.0050	-0.0550	S2K	0.0600	4/30/12	D	Main Lo...	<input type="button" value="A"/>
299799	Soybeans	Token, Alec	✓	3,000	13.00	13.40	-0.1100	-0.40	S2X	0.2900	10/31/12	D	Demoville	<input type="button" value="A"/>
299809	Soybeans	John, Jimmy		2,000	13.00	13.40	-0.1100	-0.40	S2X	0.2900	10/31/12	D	Demoville	<input type="button" value="A"/>
299794	Corn	Johnson, ...	✓	4,000	5.5000	5.95	-0.1400	-0.45	C2Z	0.3100	10/31/12	P	Main Lo...	<input type="button" value="A"/>
300489	Corn	Konz, Don	✓	10,000	5.5000	5.95	-0.1400	-0.45	C2Z	0.3100	10/31/12	D	Main Lo...	<input type="button" value="A"/>
299884	Corn	johnson, ...	✓	4,000	6.5000	6.85	-0.0150	-0.35	C2K	0.3350	3/31/12	D	Demoville	<input type="button" value="A"/>
299454	Corn	Driscoll,...	✓	4,000	6.7500	7.05	0.2350	-0.30	C2K	0.5350	4/30/12	D	Demoville	<input type="button" value="A"/>

Accepted Offers

Offer ID	Commodity	Name	H	# Units	Price	Delivery	Location	Accepted
300209	Corn	Casa...	✓	5,000	6.3400	3/31/12	Demov...	3/20/12

Outgoing Counter Offers

Offer ID↑	Commodity	Name	# Units	Price	* Delivery	Location	Action
No offers.							

Total Bought

Commodity	Type	# Units Bought	Average Price
Corn	Cash	5,000	\$6.34

Outgoing Private Bids

Commodity	# Units	Cash	Basis	Location	Expires
No offers.					

Once the offer is Accepted, you and the producer will be alerted via email/text message.
 The offer will move from Acknowledged Offers to Accepted Offers and the status will change from AC to A on the Producer side.
 All these actions will be automatically documented in the offer history and available for future reference for both parties to see.

Demo Grain Company

Location	All	Offers To	Buy	DTN Portal Dashboard	E-Hedge:	ON	OFF	<input type="button" value="Export Offers"/>
----------	-----	-----------	-----	----------------------	----------	----	-----	----------------------------------------------

[Preferences](#)

[Communication](#)

[Enter Producer Offer](#)

[Tools](#)

[Help](#)

[Reports](#)

Incoming DTN Marketspace Offers

Offer ID↑	Commodity	DTN Producer	H	# Units	Cash	Futures	Required Basis	Current Basis	Basis Sym	To Hit	Delivery	M	Location	Action
No offers.														

Incoming Producer Offers

Offer ID↑	Commodity	Name	H	# Units	Cash	Futures	Required Basis	Current Basis	Basis Sym	To Hit	Delivery	M	Location	Action
300484	Soybeans	Farmer, Joe		3,000	12.7500	13.15	-0.3600	-0.40	S2X	0.0400	10/31/12	D	Demoville	<input type="button" value="v"/>

Acknowledged Offers

Offer ID	Commodity	Name	H	# Units	Cash	Futures	Required Basis	Current Basis	Basis Sym	To Hit↑	Delivery	M	Location	Action
299804	Soybeans	Konz, Don	✓	2,000	13.00	13.30	-0.1350	-0.30	S2X	0.0000	10/31/12	D	Main Lo...	<input type="button" value="v"/>
300174	Soybeans	John, Jimmy		1,000	13.5000	13.5550	0.0050	-0.0550	S2K	0.0600	4/30/12	D	Main Lo...	<input type="button" value="v"/>
299799	Soybeans	Token, Alec	✓	3,000	13.00	13.40	-0.1100	-0.40	S2X	0.2900	10/31/12	D	Demoville	<input type="button" value="v"/>
299809	Soybeans	John, Jimmy		2,000	13.00	13.40	-0.1100	-0.40	S2X	0.2900	10/31/12	D	Demoville	<input type="button" value="v"/>
299794	Corn	Johnson, ...	✓	4,000	5.5000	5.95	-0.1400	-0.45	C2Z	0.3100	10/31/12	P	Main Lo...	<input type="button" value="v"/>
300489	Corn	Konz, Don	✓	10,000	5.5000	5.95	-0.1400	-0.45	C2Z	0.3100	10/31/12	D	Main Lo...	<input type="button" value="v"/>
299884	Corn	johnson, ...	✓	4,000	6.5000	6.85	-0.0150	-0.35	C2K	0.3350	3/31/12	D	Demoville	<input type="button" value="v"/>
299454	Corn	Driscoll,...	✓	4,000	6.7500	7.05	0.2350	-0.30	C2K	0.5350	4/30/12	D	Demoville	<input type="button" value="v"/>



Accepted Offers

Offer ID	Commodity	Name	H	# Units	Price	Delivery	Location	Accepted
300209	Corn	Casa...	✓	5,000	6.3400	3/31/12	Demov...	3/20/12

Outgoing Counter Offers

Offer ID↑	Commodity	Name	# Units	Price	* Delivery	Location	Action
No offers.							

Total Bought

Commodity	Type	# Units Bought	Average Price
Corn	Cash	5,000	\$6.34

Outgoing Private Bids

Commodity	# Units	Cash	Basis	Location	Expires
No offers.					

If offers are about to expire or the producer wants price or quantity changed;
Adjust an Acknowledged Offer on behalf of the producer by selecting ADJ in the Action pick list.
You can allow producers to adjust their own offers if you choose, from the **Preferences > Hedging > Hedge Defaults > Switches.**

ABC Grain Company

[Main Menu](#) | [View Home Page](#) | [User Guide](#) | [FAQs](#) | [Support](#)

Location Offers To

DTN Portal Dashboard

E. Hedge: ☒ ON ☐ OFF

Preferences Communication Enter Producer Offer Tools Help Reports

Incoming DTN Marketplace Offers

Offer ID ↑	Commodity	DTN Producer	H	# Units	Cash	Futures	Required Basis	Current Basis	Basis Sym	To Hit	Delivery	M	Location	Action
No offers.														

Incoming Producer Offers

Offer ID ↑	Commodity	Name	H	# Units	Cash	Futures	Required Basis	Current Basis	Basis Sym	To Hit	Delivery	M	Location	Action
No offers.														

Acknowledged Offers

Offer ID	Commodity	Name	H	# Units	Cash	Futures	Required Basis	Current Basis	Basis Sym	To Hit	Delivery	M	Location	Action
320569	Corn	Konz, Don	✓	5,000	7.0100	7.4100	-0.4025	-0.40	C3H	0.0000	12/31/12	D	Main Lo...	<div>A AC C ADJ D</div>
319879	Corn	Konz, Don	✓	3,500	6.2500	6.7300	0.0100	-0.48	C3Z	0.4900	10/31/13	D	Main Lo...	<div>A AC C ADJ D</div>
318154	Corn	Konz, Don	✓	6,000	-	7.7500	-	-0.40	C2Z	0.3375	10/31/12	D	Main Lo...	<div>A AC C ADJ D</div>
314814	Corn	Konz, Don	✓	5,000	8.00	8.6000	0.5875	-0.60	C2Z	1.1875	10/31/12	D	Demoville	<div>A AC C ADJ D</div>
317584	Corn	Scones, Sam	✓	22,000	8.00	8.6000	0.5875	-0.60	C2Z	1.1875	10/31/12	D	Demoville	<div>A AC C ADJ D</div>
317589	Corn	Token, Alec	✓	3,500	8.00	8.6000	0.5875	-0.60	C2Z	1.1875	10/31/12	D	Demoville	<div>A AC C ADJ D</div>
318054	Soybeans	boyd, ty	✓	4,500	15.7500	16.1500	0.2750	-0.40	S2X	0.6750	10/31/12	D	Demoville	<div>A AC C ADJ D</div>
318159	Soybeans	Konz, Don	✓	5,000	-	16.5000	-	-0.40	S2X	1.0250	10/31/12	D	Demoville	<div>A AC C ADJ D</div>

Accepted Offers

Offer ID	Commodity	Name	H	# Units	Price	Delivery	Location	Accepted
318194	Corn	Konz...	✓	5,000	7.0175	10/31/12	Main ...	10/8/12

Total Bought

Commodity	Type	# Units Bought	Average Price
Corn	Cash	5,000	\$7.02
Corn	Total Units	5,000	-

Total Sold

Commodity	Type	# Units Sold	Average Price
Nothing sold today.			

Outgoing Counter Offers

Offer ID ↑	Commodity	Name	# Units	Price	* Delivery	Location
No offers.						

Outgoing Private Bids

Commodity	# Units	Cash	Basis	Location	Expires
No offers.					

Expired, Withdrawn and Declined Offers

ID	Commodity	Name	# Units	Price	* Location	Last Update ↓
293339	Corn	Konz, Don	5,000	5.5000	C Main Loc...	10/8/12
299469	Corn	Konz, Don	6,000	5.5000	C Main Loc...	10/8/12

Billable Transaction Balance	
Units	Remaining Balance
Bushels	19,707
Tons	0
Order More	

Symbol Legend

Action Symbols: A = Accept | AC = Acknowledged (aka, Accepted Conditionally) as a firm offer that has not yet been purchased due to market conditions | H = Hedge offer | CH = Cancel Hedge Order | ADJ = Adjust Offer | C = Counter | D = Decline | W = Withdraw

Offer Status Symbols: = Counter Offer | = Offer originated from DTN Marketplace | **Bold Producer Name** = offer originated from Administrator | = Comments

Offer Type Symbols: = Filled Hedge Order = Open Hedge Order = A "parked" hedge order waiting for the market to open

*** Offer Type Symbols:** C - A standard offer against the cash price of the bid.
F - An offer against the prices of the futures contract the bid is based on.
B - An offer against the basis of the bid, the difference of the bid's cash price and the price of the futures contract it is based on.

Delivery Method: D - Delivered

Internal Notes

- The producer initiated a conversation with you by submitting an offer online, when it was convenient for him
- Complete the electronic offer and click the producer's name to pull up his account information so you can follow up in regards to other opportunities & plans
- Utilize the Internal Customer Notes to communicate customer intentions with your internal staff and increase service capacity

TELVENT^{dtⁿ} Hosting

ABC Agri Services

Location Offers To

Commodity DTN Producer
No offers.

Commodity Name
No offers.

Commodity	Name
Corn	Hamlet
Soybeans	Wett
Corn	Johns
Corn	Tolben
Corn	Smith
Corn	Tolben
Corn	Konz
Corn	Brown

Producer Information - Windows Internet Explorer

Web Site User Account

First Name:	Alec
Last Name:	Tolben
Email:	atacres@net.com
Alternate Email:	
Company:	AT Acres
Address:	3434 Tamarack Road
Address2:	
City:	Minden
State:	IA
Zip Code:	51553
Country:	US
Home Phone:	
Work Phone:	
Cell Phone:	402-740-1563
Fax:	
KeyValue1:	
KeyValue2:	
KeyValue3:	
Account Status:	Verified
Customer ID:	<input type="button" value="Add"/>

Internal Customer Notes

100,000 Bu corn on farm to sell -dk

1,000	\$3.4900	\$3.8400
4,000	-	\$4.0000
1,500	\$3.7500	\$4.1000

TELVENT Hosting Solutions

ABC Grain Company

Location Offers To

Preferences

Comm

<u>Offer ID</u> ↑	<u>Commodity</u>	<u>DTN Producer</u>	<u>H</u>	<u># Units</u>	<u>Ca</u>
No offers.					

<u>Offer ID</u> ↑	<u>Commodity</u>	<u>Name</u>	<u>H</u>	<u># Units</u>	<u>Ca</u>
No offers.					

<u>Offer ID</u>	<u>Commodity</u>	<u>Name</u>	<u>H</u>	<u># Units</u>	<u>Ca</u>
320569	Corn	Konz, Don	✓	5,000	7.0
319879	Corn	Konz, Don	✓	3,500	6.2
318154	Corn	Konz, Don	✓	6,000	
314814	Corn	Konz, Don	✓	5,000	8.
317584	Corn	Scones, Sam	✓	22,000	8.
317589	Corn	Token, Alec	✓	3,500	8.
318054	Soybeans	boyd, ty	✓	4,500	15.7
318159	Soybeans	Konz, Don	✓	5,000	

To view Offer Detail History from dashboard, click on the **Offer ID**

The Producers name will be **bold** when you have entered an offer on behalf of the producer

Offers the producers submit from your website are not

Delivered Status:

Display from through

Location

ID	Commodity	Name	# Units	Price	Delivery By	Delivered?	Location	Accepted	Action
237804	Corn	Tolben, Alec	2	\$3.1075	Apr 15 10	<input type="checkbox"/>	Demoville	Apr 4 10 (9:53 PM)	<input type="button" value="v"/>
237809	Corn	Tolben, Alec	5	\$3.1100	Apr 15 10	<input type="checkbox"/>	Demoville	Apr 5 10 (8:49 PM)	<input type="button" value="v"/>
237939	Soybeans	Tolben, Alec	1,000	\$9.1300	Apr 30 10	<input type="checkbox"/>	Demoville	Apr 13 10 (2:39 PM)	<input type="button" value="v"/>
237934	Corn	Tolben, Alec	2,500	\$3.1750	Apr 30 10	<input type="checkbox"/>	Demoville	Apr 13 10 (2:39 PM)	<input type="button" value="v"/>
237889	Soybeans	Doe, Jamie	250	\$9.0000	Apr 30 10	<input type="checkbox"/>	Demoville		<input type="button" value="v"/>
237139	Corn	Konz, Don	5,000	\$3.6000	May 31 10	<input type="checkbox"/>	Oma		<input type="button" value="v"/>
237854	Corn	Brown, James	2,000	\$3.5000	Apr 15 10	<input type="checkbox"/>	Demoville		<input type="button" value="v"/>
237849	Corn	Wett, Chris	1,000	\$3.4900	Apr 15 10	<input type="checkbox"/>	Demoville		<input type="button" value="v"/>
237864	Corn	Alfala, Al	1,500	\$3.5000	Oct 31 10	<input type="checkbox"/>	Demoville		<input type="button" value="v"/>
237859	Corn	Brown, James	4,000	\$3.2500	May 31 10	<input type="checkbox"/>	Demoville		<input type="button" value="v"/>
237744	Corn	Konz, Don	100,000	\$-0.4000	Oct 31 10	<input type="checkbox"/>	Oma		<input type="button" value="v"/>
237789	Corn	Darren, Thomas	15	\$3.2300	Jun 30 10	<input type="checkbox"/>	Demoville		<input type="button" value="v"/>
237799	Corn	Johns, Jimmy	1	\$3.1150	Apr 15 10	<input type="checkbox"/>	Demoville	Apr 4 10 (9:52 PM)	<input type="button" value="v"/>
237739	Corn	Noraq, Brad	1,000	\$3.7625	Oct 31 10	<input type="checkbox"/>	Demoville	Mar 31 10 (4:38 PM)	<input type="button" value="v"/>
237249	Corn	Brown, James	100	\$3.2500	Apr 30 10	<input type="checkbox"/>	Demoville	Mar 30 10 (9:57 AM)	<input type="button" value="v"/>
237254	Corn	Konz, Don	100	\$3.2050	May 31 10	<input type="checkbox"/>	Demoville	Mar 30 10 (9:57 AM)	<input type="button" value="v"/>

- Full page view of Accepted Offers
- Select the date range that you want to view
- You can mark the offers that have been Delivered

Displaying Offers 1-16 of 16

Total Bought

Commodity	Type	# Units Bought	Average Price
Corn	Cash	15,223	\$3.41
Corn	Futures-Only	2,000	\$3.63
Corn	Basis-Only	100,000	(\$0.40)
Corn	Total Units	117,223	-
Soybeans	Cash	1,250	\$9.10
Soybeans	Total Units	1,250	-

Total Sold

Commodity	Type	# Units Sold	Average Price
Nothing sold.			

Total Units Transacted

Offers Entered By	Offers Accepted	Bushels
Producer	3	100,265
Administrator	13	18,208
Total	16	118,473

Delivered Status:

Display from through

Accepted Offers									
ID	Commodity	Name	# Units	Price	Delivery By	Delivered?	Location	Accepted	Action
237804	Corn	Tolben, Alec	2	\$3.1075	Apr 15 10	<input type="checkbox"/>	Demoville	Apr 4 10 (9:53 PM)	<input type="button" value="v"/>
237809	Corn	Tolben, Alec	5	\$3.1100	Apr 15 10	<input type="checkbox"/>	Demoville	Apr 5 10 (8:49 PM)	<input type="button" value="v"/>
237939	Soybeans	Tolben, Alec	1,000	\$9.1300	Apr 30 10	<input type="checkbox"/>	Demoville	Apr 13 10 (2:39 PM)	<input type="button" value="v"/>
237934	Corn	Tolben, Alec	2,500	\$3.1750	Apr 30 10	<input type="checkbox"/>	Demoville	Apr 13 10 (2:38 PM)	<input type="button" value="v"/>
237889	Soybeans	Doe, Jamie	250	\$9.0000	Apr 30 10	<input type="checkbox"/>	Demoville	Apr 9 10 (11:39 PM)	<input type="button" value="v"/>
237139	Corn	Konz, Don	5,000	\$3.6000	May 31 10	<input type="checkbox"/>	Omaha	Apr 7 10 (1:49 PM)	<input type="button" value="v"/>
237854	Corn	Brown, James	2,000	\$3.5000	Apr 15 10	<input type="checkbox"/>	Demoville	Apr 7 10 (1:45 PM)	<input type="button" value="v"/>
237849	Corn	Wett, Chris	1,000	\$3.4900	Apr 15 10	<input type="checkbox"/>	Demoville	Apr 7 10 (1:43 PM)	<input type="button" value="v"/>
237864	Corn	Alfala, Al	1,500	\$3.5000	Oct 31 10	<input type="checkbox"/>	Demoville	Apr 7 10 (1:19 PM)	<input type="button" value="v"/>
237859	Corn	Brown, James	4,000	\$3.2500	May 31 10	<input type="checkbox"/>	Demoville	Apr 7 10 (1:18 PM)	<input type="button" value="v"/>
237744	Corn	Konz, Don	100,000	\$-0.4000	Oct 31 10	<input type="checkbox"/>	Omaha	Apr 5 10 (8:52 PM)	<input type="button" value="v"/>
237789	Corn	Darren, Thomas	15	\$3.2300	Jun 30 10	<input type="checkbox"/>	Demoville	Apr 5 10 (8:49 PM)	<input type="button" value="v"/>
237799	Corn	Johns, Jimmy	1	\$3.1150	Apr 15 10	<input type="checkbox"/>	Demoville	Apr 4 10 (9:52 PM)	<input type="button" value="v"/>
237739	Corn	Noraq, Brad						Mar 31 10 (4:38 PM)	<input type="button" value="v"/>
237249	Corn	Brown, James						Mar 30 10 (9:57 AM)	<input type="button" value="v"/>
237254	Corn	Konz, Don						Mar 30 10 (9:57 AM)	<input type="button" value="v"/>

- View Total Bought or Sold and Average Price
- View Total Units transacted that were entered by Producer and entered by Administrator

Displaying Offers 1-16 of 16

Total Bought			
Commodity	Type	# Units Bought	Average Price
Corn	Cash	15,223	\$3.41
Corn	Futures-Only	2,000	\$3.63
Corn	Basis-Only	100,000	(\$0.40)
Corn	Total Units	117,223	-
Soybeans	Cash	1,250	\$9.10
Soybeans	Total Units	1,250	-

Total Sold			
Commodity	Type	# Units Sold	Average Price
Nothing sold.			

Total Units Transacted		
Offers Entered By	Offers Accepted	Bushels
Producer	3	100,265
Administrator	13	18,208
Total	16	118,473

When you highlight an item in the Admin Alert Pane and then click Open Item, it will take you to the item. In this case, a New User Request

TELVENT^{edtn} Hosting Solutions

ABC Agri Services

Manage Customers

[Import/Export](#) [Notification Preferences](#) [Registration Fields](#) [Manage Customers](#) [Manage Groups](#)

Attention

1 New User Request

Open Item

15 Minutes

Dismiss

Snooze

Select Report Customer Listing
Select Report to View Customer Information.

Customer Listing Customer Listing Preferences Add Customer

QUICK SEARCH OPTIONS

Search Report Using ALL of the Selected Options

Search

Reset

Select Customers and click **Modify Selected Customers** to accept, delete or reinstate customers. You may also perform additional actions such as assigning group memberships and managing subscriptions for the selected customers.

Modify Selected Customers

Add Customer

<input type="checkbox"/>	LAST NAME	FIRST NAME	EMAIL	MOBILE EMAIL	CELL PHONE
<input type="checkbox"/> Edit View	Wheeler	Chris	cwheeler@agrowstar.com		
<input type="checkbox"/> Edit View	Becker	Rick	rick.becker@innovativeag.com		
<input type="checkbox"/> Edit View	Backhaus	Craig	backhausc@nicoop.com		
<input type="checkbox"/> Edit View NEW	Grams	Kelly	kgrams@wfsag.com		
<input type="checkbox"/> Edit View	moss	randy	support@aghost.net		

Account Status Options

Active: Indicates the customer's account is currently available for use.
Universal: Indicates the customer's account is currently available for use and that the customer has Universal Login privileges.
Deleted: Indicates the customer's account is currently inactive and cannot be used.
New: Indicates an account that was requested by customer but has not been verified/approved.

Subscription Status Options

Requested: Indicates that the subscription has been requested by the customer but is pending admin approval.
Subscribed: Indicates that the customer is currently receiving this subscription.
Not Confirmed: Indicates that the subscription has been set up by an admin but is pending customer approval.
Not Subscribed: Indicates that the customer has never received this subscription.
Opted Out: Indicates that the customer received this subscription at one time but has chosen to no longer receive it.

Once an Alerted item is addressed, the Alert will disappear.

Manage Customer

[Import/Export](#) [Notification Preferences](#) [Registration Fields](#) **Manage Customers** [Manage Groups](#)

Customer Listing Customer Listing Preferences Edit Customer

Add New Customer

LOGIN

Username*

kgrams

Password*

•••••

Universal Login

☐

Generate Password

CONTACT INFO

First Name*

Kelly

Last Name*

Grams

Address

City

Storden

State

MN

Zip Code*

56174

Email*

kgrams@wfsag.com

Phone

Mobile Phone

Text Message Address

Select Provider...

SUBSCRIPTION

Subscribe To Our Bulletin

☐

Receive Daily Cash Bid Email

☐

Receive Daily Futures Text Messages **

☐

Subscribe to Online Offer Center

☒

** Text messaging charges may be applied by your cellular provider.

Update Customer

Update & Accept Customer

Delete Account

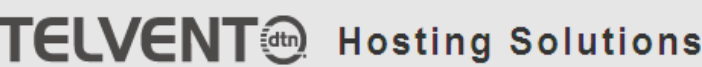
Cancel

72 Hour Expiration Alert

The Expiration Alert notifies you every morning of Offers that will expire in next 72 hours.

Opening the item will list the offer ID#'s

You can easily find these offers in the Acknowledged Offers full page view and Adjust them if necessary



ABC Grain Company

Location All Offers To Buy

Attention

1 Offers Expiring Soon

Open Item
Dismiss

15 Minutes
Snooze

Offer Search: Enter Offer # or Name

October 8, 2012 10:31 PM

Main Menu | View Home Page | User Guide | FAQs | Support

E. Hedge: ON OFF [Back to Dashboard](#)

Preferences | Communication | Enter Producer Offer | Tools | Help | Reports

Acknowledged Offers

Offer ID

Commodity

Name

H

Units

320569

Corn

[Konz, Don](#)

✓

5,000

319879

Corn

[Konz, Don](#)

✓

3,500

318154

Corn

[Konz, Don](#)

✓

6,000

314814

Corn

[Konz, Don](#)

✓

5,000

317584

Corn

[Scones, Sam](#)

✓

22,000

317589

Corn

[Token, Alec](#)

✓

3,500

318054

Soybeans

[boyd, ty](#)

✓

4,500

318159

Soybeans

[Konz, Don](#)

✓

5,000

8.00

8.6000

0.5625

-0.60

C2Z

15.7500

16.1500

0.2025

-0.40

S2X

-

16.5000

-

-0.40

S2X

To Hit

Delivery

M

Location

Expires

Action

0.0000

12/31/12

D

Main Lo...

12/31 4 PM

A

AC

C

ADJ

D

0.4525

10/31/13

D

Main Lo...

10/9 4 PM

A

AC

C

ADJ

D

0.3125

10/31/12

D

Main Lo...

10/31 4 PM

A

AC

C

ADJ

D

1.1625

10/31/12

D

Demoville

10/31 4 PM

A

AC

C

ADJ

D

1.1625

10/31/12

D

Demoville

10/31 4 PM

A

AC

C

ADJ

D

1.1625

10/31/12

D

Demoville

10/31 4 PM

A

AC

C

ADJ

D

0.6025

10/31/12

D

Demoville

10/31 4 PM

A

AC

C

ADJ

D

0.9525

10/31/12

D

Demoville

10/31 4 PM

A

AC

C

ADJ

D

Offers to Expire

The following offers will expire at or before 7:00 AM on Thursday October 11, 2012.

- 319879

Symbol Legend

Action Symbols:

A = Accept | AC = Acknowledged (aka, Accepted Conditionally) as a firm offer that has not yet been purchased due to market conditions | H = Hedge offer | CH = Cancel Hedge Order | ADJ = Adjust Offer | C = Counter | D = Decline | W = Withdraw

Offer Status Symbols:

= Counter Offer | = Offer originated from DTN Marketspace | Bold **Producer Name** = offer originated from Administrator | = Comments

* Offer Type Symbols:

C - A standard offer against the cash price of the bid.
F - An offer against the prices of the futures contract the bid is based on.
B - An offer against the basis of the bid, the difference of the bid's cash price and the price of the futures contract it is based on.

Delivery Method Symbols:

D - Delivered
P - Pick Up
I - In Store



The
PROGRESSIVE
FARMER.
A TELVENT Brand




Making An Offer



From the Producer Side (website)

Producer Access

- Producers can access your Portal from your website's Cash Bids page.
- They will need to create an account if you haven't done it for them

ABC Grain Company Online Offer Center Powered by DTN Portal®

Username <input type="text"/>	Password <input type="password"/>	TELVENT  Buy or Sell Online <input checked="" type="checkbox"/> Get the Best Prices <input checked="" type="checkbox"/> Save Valuable Time
<input type="button" value="Login"/>	Click here to request a username & password. Forgot your username? Forgot your password?	

Location:  

[Corn](#) | [Soybeans](#) | [HRW Wheat](#)
[Show All Commodities](#)

CORN

USDA has adjusted the calculations of LDP data.
[Click here for more information.](#)


Delivery	Cash Price	Futures Month	Futures Price	Futures Change	Basis
Oct 31, 2012	7.0175 	@C2Z	741'6	-8'2	-0.4000
Nov 30, 2012	7.0575 	@C2Z	741'6	-8'2	-0.3800
Dec 31, 2012	7.0175 	@C3H	741'6	-8'8	-0.4000
Jan 31, 2013	6.9875 	@C3H	741'6	-8'8	-0.4500
Feb 28, 2013	6.9875 	@C3H	741'6	-8'8	-0.4300
Mar 31, 2013	6.9100 	@C3K	737'0	-8'8	-0.4800
Sep 30, 2013	5.7500 	@C3Z	624'0	-0'2	-0.4900
Oct 31, 2013	5.7600 	@C3Z	624'0	-0'2	-0.4800

Price as of 10/08/12 12:55PM CDT.

Select the futures or basis month to view Futures contract information.

[Refresh](#) for current price.

Cash Bids are subject to change without notice.

 - Mouse over for last update

Create Account Form

Create Account

- You will have total control over who you allow to access your Portal
- They can also register for your Cash Bid Emails or Text Messaging of bids here as well

*** Username**

*** Password**

*** Re-Enter Password**

First Name

Last Name

Company

Address

Address2

Country ▼

City

State ▼

Zip Code

Home Phone

Work Phone

Cell Phone

**** Text Message Address**

Fax

Select provider ▼

Select provider

- Alltel
- AT&T
- ChatMobility
- Fido
- Nex-Tech
- Nextel
- Rogers
- Sasktel Mobility
- Sprint
- T-Mobile
- Telus Mobility
- ThumbCellular
- Unicel
- US Cellular
- Verizon
- Viaero
- Virgin Mobile

Subscribe To Our Bulletin ☒

Subscribe to web site and DTN promotions ☒

Receive Daily Cash Bid Text Messages ☐

*** Email**

Free DTN Snapshot eNewsletter ☒

*** = Required Field**

**** = Standard Text Messaging fees will apply.**

Submit Request **Cancel Request**


Enter your 10 digit phone number (without dashes or spaces) and select your provider.
OR
If you know your full mobile text address, please enter it here.



Make Offer

- We have many different Cash Bid displays to choose from

- Once logged in the producer can make an offer by clicking **Make Offer** next to the Delivery period of his choice

ABC Grain Company Online Offer Center Powered by DTN Portal®

Don Konz (don.konz@dtm.com) [Logout](#) [Account](#) **TELVENT** 

Location:  

[Corn](#) | [Soybeans](#) | [HRW Wheat](#)
[Show All Commodities](#)

CORN

USDA has adjusted the calculations of LDP data.
[Click here for more information.](#)

Delivery	Cash Price	Futures Month	Futures Price	Futures Change	Basis	Action
Oct 31, 2012	7.0175 	@C2Z	741'8	-8'2	-0.4000	Make Offer
Nov 30, 2012	7.0575 	@C2Z	741'8	-8'2	-0.3600	Make Offer
Dec 31, 2012	7.0200 	@C3H	742'0	-8'4	-0.4000	Make Offer
Jan 31, 2013	6.9700 	@C3H	742'0	-8'4	-0.4500	Make Offer
Feb 28, 2013	6.9900 	@C3H	742'0	-8'4	-0.4300	Make Offer
Mar 31, 2013	6.9100 	@C3K	737'0	-8'6	-0.4600	Make Offer
Sep 30, 2013	5.7500 	@C3Z	624'0	-0'2	-0.4900	Make Offer
Oct 31, 2013	5.7600 	@C3Z	624'0	-0'2	-0.4800	Make Offer

Price as of 10/08/12 12:57PM CDT.

Select the futures or basis month to view Futures contract information.

- Some Agribusinesses choose to add an additional Disclaimer prior to the Producer completing the Make Offer form
- Disclaimers can be added from the Dashboards by going to **Preferences > Disclaimers**

http://pre.aghost.net/ - Make an Offer - Windows Internet Explorer provided by Yahoo!

Contract Details

Location	Main Location
Commodity	Corn
Price	7.0175
Delivery	Between Dec 1, 12 and Dec 31, 12
Last Modified	10:32 AM on 10/3/12

Futures

Name	Sym	Prev	Open	High	Low	Last	Chg	Trade
CORN	Mar 13	@C3H	7484	7472	7482	7404	7416	-66 12:48P Oct 08


All quotes are delayed snapshots
Click here for info on Exchange delays

Disclaimer (Step 1 of 3)

BY CLICKING "MAKE OFFER" ABOVE, YOU WILL BE MAKING A FIRM OFFER TO SELL THE SPECIFIED COMMODITY TO DEMO GRAIN COMPANY AND/OR ITS AFFILIATES, ON THE TERMS AND CONDITIONS SPECIFIED WITHIN THIS OFFER SUBMISSION PROCEDURE. ONCE PLACED, DEMO GRAIN COMPANY HAS THE RIGHT TO ACCEPT OR REJECT YOUR OFFER, OR TO ALLOW YOUR OFFER TO EXPIRE. YOU HAVE THE RIGHT TO CANCEL YOUR OFFER PRIOR TO ITS ACCEPTANCE BY DEMO GRAIN COMPANY BY UTILIZING THE CANCELLATION OPTION PROVIDED ON THIS ELECTRONIC TRADING PLATFORM. HOWEVER, ACCEPTANCE OF YOUR OFFER ON OR BEFORE THE TIME OF ITS EXPIRATION OR BEFORE NOTICE OF YOUR CANCELLATION IS RECEIVED BY DEMO GRAIN COMPANY, WILL RESULT IN THE CREATION OF A VALID CONTRACT ENFORCEABLE AGAINST YOU FOR THE SALE OF THE SPECIFIED COMMODITY IN ACCORDANCE WITH THE SPECIFIED TERMS AND CONDITIONS WITHIN THIS OFFER

[Continue](#) [Cancel](#)

Powered by DTN Portal®



- **Make Offer** form is same as you use
- Producer just needs to;
 - Select Offer Type, if different
 - Enter Quantity & Price
 - Select Delivery Method, if different
 - Set Expiration Date
- Offers to sell *'at the market'* can be made by:
 - Having the Pass On Fill switch enabled
 - Entering a price of 1
 - Or any price below the market
 - The fill price will become the offer price

http://pre.aghost.net/ - Make an Offer - Windows Internet Explorer provided by Yahoo!

Contract Details

Location	Main Location
Commodity	Corn
Price	7.0175
Delivery	Between Dec 1, 12 and Dec 31, 12
Last Modified	10:32 AM on 10/3/12

Futures

Name	Sym	Prev	Open	High	Low	Last	Chg	Trade
CORN	Mar 13	@C3H	7484	7472	7482	7404	7416	-66 12:49P Oct 08

All quotes are delayed snapshots
Click here for info on Exchange delays

Offer Entry (Step 2 of 3)

Name: Don Konz

Commodity: Corn

Contract: 12/31/12

Buy or Sell: Sell

Offer Type: Cash Symbol: @C3H

Quantity & Price: Bushels at \$7.0175

Delivery: BETWEEN 12/01/2012 AND 12/31/2012

Delivery Method: Delivered

Expiration: 12/31/2012 4 PM

Alternate Contact:

Comments:

Terms and Conditions:

BY CLICKING ON 'SUBMIT OFFER' BELOW, YOU WILL BE ACKNOWLEDGING THAT (A) YOU INTEND TO MAKE A FIRM OFFER CONTRACT ELECTRONICALLY VIA THIS ELECTRONIC TRADING PLATFORM, AND (B) YOUR USERNAME AND PASSWORD USED TO LOGIN TO THIS ELECTRONIC TRADING PLATFORM, IN COMBINATION WITH YOUR ACCEPTANCE OF ANY TERMS AND CONDITIONS BY ELECTRONIC MEANS WITHIN THIS WEBSITE, IS YOUR ELECTRONIC SIGNATURE.

☐ Check this box to acknowledge your have read, understood, and are in agreement in the terms and conditions described above.

Once selections are made;

- Agree to Terms & Conditions
- Submit for Confirmation

http://pre.aghost.net/ - Make an Offer - Windows Internet Explorer provided by Yahoo!

Contract Details

Location	Main Location
Commodity	Corn
Price	7.0175
Delivery	Between Dec 1, 12 and Dec 31, 12
Last Modified	10:32 AM on 10/3/12

Futures

Name	Sym	Prev	Open	High	Low	Last	Chg	Trade
CORN	Mar 13	@C3H	7484	7472	7482	7404	7416	-66 12:49P Oct 08

All quotes are delayed snapshots
Click here for info on Exchange delays

Offer Entry (Step 2 of 3)

Name: Don Konz

Commodity: Corn

Contract: 12/31/12

Buy or Sell: Sell

Offer Type: Cash Symbol: @C3H

Quantity & Price: 5000 Bushels at \$7.00

Delivery: BETWEEN 12/01/2012 AND 12/31/2012

Delivery Method: Delivered

Expiration: 12/31/2012 4 PM

Alternate Contact:

Comments:

Terms and Conditions:

BY CLICKING ON 'SUBMIT OFFER' BELOW, YOU WILL BE ACKNOWLEDGING THAT (A) YOU INTEND TO MAKE A FIRM OFFER CONTRACT ELECTRONICALLY VIA THIS ELECTRONIC TRADING PLATFORM, AND (B) YOUR USERNAME AND PASSWORD USED TO LOGIN TO THIS ELECTRONIC TRADING PLATFORM, IN COMBINATION WITH YOUR ACCEPTANCE OF ANY TERMS AND CONDITIONS BY ELECTRONIC MEANS WITHIN THIS WEBSITE, IS YOUR ELECTRONIC SIGNATURE.

☐ Check this box to acknowledge you have read, understood, and are in agreement in the terms and conditions described above.

Submit for Confirmation Cancel

- Producer will then confirm and **Finalize** his offer

http://pre.aghost.net/ - Make an Offer - Windows Internet Explorer provided by Yahoo!

Contract Details

Location	Main Location
Commodity	Corn
Price	7.0175
Delivery	Between Dec 1, 12 and Dec 31, 12
Last Modified	10:32 AM on 10/3/12


Futures

Name	Sym	Prev	Open	High	Low	Last Chg	Trade
CORN	Mar 13 @C3H	7484	7472	7482	7404	7416 -66	12:51P Oct 08


All quotes are delayed snapshots
Click here for info on Exchange delays

Confirm Offer (Step 3 of 3)

Name:	Don Konz
Commodity:	Corn
Contract:	12/31/12
Buy or Sell:	Sell
Offer Type:	Cash
Symbol:	@C3H
Quantity & Price:	5000 Bushels at \$7.00
Delivery:	Between Dec 1, 2012 and Dec 31, 2012
Delivery Method:	Delivered (CIF)
Expiration:	Dec 31, 2012 4 PM
Alternate Contact:	
Comments:	



Powered by DTN Portal®



- **Offer ID#** will be assigned
- **Confirmation emails & text** will be sent to both parties
- You will receive the offer in the **Incoming Producer Offers** section of your Portal Dashboard if E.Hedge is OFF.
- If **E.Hedge is ON**, and the offer quantity is above your Min. Hedge Threshold, it will be **electronically Acknowledged** and a hedge order placed
- You and the producer will be able to monitor his offer and have complete documentation by clicking the Offer ID to view the Offer History

http://pre.aghost.net/ - Make an Offer - Windows Internet Explorer provided by Yahoo!

Contract Details

Location	Main Location
Commodity	Corn
Price	7.0175
Delivery	Between Dec 1, 12 and Dec 31, 12
Last Modified	10:32 AM on 10/3/12

Futures

Name	Sym	Prev	Open	High	Low	Last	Chg	Trade
CORN	Mar 13	@C3H	7484	7472	7482	7404	7416	-66 12:51P Oct 08

All quotes are delayed snapshots
Click here for info on Exchange delays

Offer Completed

→ Offer ID 320569

Name: Don Konz

Commodity: Corn

Contract: 12/31/12

Buy or Sell: Sell

Offer Type: Cash Symbol: @C3H

Quantity & Price: 5000 Bushels at \$7.00

Delivery: Between Dec 1, 2012 and Dec 31, 2012

Delivery Method: Delivered (CIF)


Expiration: Dec 31, 2012 4 PM

Alternate Contact:

Comments:

→ [Close Window](#)

Powered by DTN Portal®



- When logged in, the producer will be able to monitor their offers by scrolling down below your Cash Bids

- O** = an Open Offer that has not been Acknowledged by you yet.
- AC** = Open Offer that has been Acknowledged by you or has been electronically Acknowledged as a firm offer, like the one we just placed

[Show Hidden Bids](#) [Update Display](#)

*Offer Types		Top
C:	A standard offer against the cash price of the bid.	
F:	An offer against the prices of the futures contract the bid is based on.	
B:	An offer against the basis of the bid, the difference of the bid's cash price and the price of the futures contract it is based on.	

Offer Monitor

- **Closed Offers** – are all the Accepted, Withdrawn or Expired offers
- Clicking the **Offer ID#** will open the Offer Detail History for the producer's offer
- Offers can be **Hidden** by un-checking the check box and clicking **Update Display**
- **Status Symbol Legend** – provides a definition for the producer to know what everything means
- ***Offer Types** – provides a definition for each Offer type that the producer has

Closed Offers											Top
ID↓	Commodity	Location	Type	Delivery By	Price	*	# Units	Status	Expires	Action	
318194	Corn	Main Location	Sell	Oct 31	\$7.0175	C	5,000 Bu	A	Oct 31 4:00 PM	<input checked="" type="checkbox"/>	
318179	Corn	Demoville	Sell	Oct 31	\$-0.5500	B	10,000 Bu	E	Oct 5 2:00 PM	<input checked="" type="checkbox"/>	
315134	Corn	Main Location	Sell	Oct 31	\$7.4750	E	5,000 Bu	A	Oct 31 4:00 PM	<input checked="" type="checkbox"/>	
315129	Corn	Demoville	Sell	Oct 31	\$7.4750	E	5,000 Bu	A	Oct 31 4:00 PM	<input checked="" type="checkbox"/>	
312294	Corn	Demoville	Sell	Oct 31	\$7.6975	E	2,000 Bu	A	Oct 31 4:00 PM	<input checked="" type="checkbox"/>	
308089	Corn	Main Location	Sell	Oct 31	\$10.00	C	5,000 Bu	W	Oct 31 4:00 PM	<input checked="" type="checkbox"/>	

[Show Hidden Bids](#)

[Update Display](#)

Status Symbol Legend		Top
A:	Accepted Offer	
AC:	Acknowledged (Firm Offer that has not yet been purchased due to market conditions)	
C:	Offer has been countered	
W:	Offer has been withdrawn	
O:	Open Offer	
D:	Declined Offer	
E:	Expired Offer	

*Offer Types		Top
C:	A standard offer against the cash price of the bid.	
F:	An offer against the prices of the futures contract the bid is based on.	
B:	An offer against the basis of the bid, the difference of the bid's cash price and the price of the futures contract it is based on.	

Here is the offer we just made appearing in the Acknowledged Offers section of Portal. As you can see, the hedge order has already been filled at a higher price than was needed and the higher fill price has been passed on to the Producer

ABC Grain Company

Location All Offers To Buy DTN Portal Dashboard E. Hedge: ☒ ON ☐ OFF

[Preferences](#) [Communication](#) [Enter Producer Offer](#) [Tools](#) [Help](#) [Reports](#)

Incoming DTN Marketspace Offers

Offer ID	Commodity	DTN Producer	H	# Units	Cash	Futures	Required Basis	Current Basis	Basis Sym	To Hit	Delivery	M	Location	Action
No offers.														

Incoming Producer Offers

Offer ID	Commodity	Name	H	# Units	Cash	Futures	Required Basis	Current Basis	Basis Sym	To Hit	Delivery	M	Location	Action
No offers.														

Acknowledged Offers

Offer ID	Commodity	Name	H	# Units	Cash	Futures	Required Basis	Current Basis	Basis Sym	To Hit	Delivery	M	Location	Action
320569	Corn	Konz, Don	✓	5,000	7.0100	7.4100	-0.4025	-0.40	C3H	0.0000	12/31/12	D	Main Lo...	<input type="button" value="v"/>
319879	Corn	Konz, Don	✓	3,500	6.2500	6.7300	0.0100	-0.48	C3Z	0.4900	10/31/13	D	Main Lo...	<input type="button" value="v"/>
318154	Corn	Konz, Don	✓	6,000	-	7.7500	-	-0.40	C2Z	0.3375	10/31/12	D	Main Lo...	<input type="button" value="v"/>
314814	Corn	Konz, Don	✓	5,000	8.00	8.6000	0.5875	-0.60	C2Z	1.1875	10/31/12	D	Demoville	<input type="button" value="v"/>
317584	Corn	Scones, Sam	✓	22,000	8.00	8.6000	0.5875	-0.60	C2Z	1.1875	10/31/12	D	Demoville	<input type="button" value="v"/>
317589	Corn	Token, Alec	✓	3,500	8.00	8.6000	0.5875	-0.60	C2Z	1.1875	10/31/12	D	Demoville	<input type="button" value="v"/>
318054	Soybeans	boyd, ty	✓	4,500	15.7500	16.1500	0.2750	-0.40	S2X	0.6750	10/31/12	D	Demoville	<input type="button" value="v"/>
318159	Soybeans	Konz, Don	✓	5,000	-	16.5000	-	-0.40	S2X	1.0250	10/31/12	D	Demoville	<input type="button" value="v"/>

Accepted Offers

Offer ID	Commodity	Name	H	# Units	Price	Delivery	Location	Accepted
318194	Corn	Konz...	✓	5,000	7.0175	10/31/12	Main ...	10/8/12

Total Bought

Commodity	Type	# Units Bought	Average Price
Corn	Cash	5,000	\$7.02
Corn	Total Units	5,000	-

Total Sold

Commodity	Type	# Units Sold	Average Price
Nothing sold today.			

Outgoing Counter Offers

Offer ID	Commodity	Name	# Units	Price	* Delivery	Location	Action
No offers.							

Outgoing Private Bids

Commodity	# Units	Cash	Basis	Location	Expires
No offers.					

Expired, Withdrawn and Declined Offers

ID	Commodity	Name	# Units	Price	* Location	Last Update
293339	Corn	Konz, Don	5,000	5.5000	C Main Loc...	10/8/12
299469	Corn	Konz, Don	6,000	5.5000	C Main Loc...	10/8/12

Billable Transaction Balance

Units	Remaining Balance
Bushels	19,707
Tons	0
Order More	

Symbol Legend

- Action Symbols:** A = Accept | AC = Acknowledged (aka. Accepted Conditionally) as a firm offer that has not yet been purchased due to market conditions | H = Hedge offer | CH = Cancel Hedge Order | ADJ = Adjust Offer | C = Counter | D = Decline | W = Withdraw
- Offer Status Symbols:** ☒ = Counter Offer | ☒ = Offer originated from DTN Marketspace | **Bold Producer Name** = offer originated from Administrator | = Comments
- * Offer Type Symbols:** C - A standard offer against the cash price of the bid.
F - An offer against the prices of the futures contract the bid is based on.
B - An offer against the basis of the bid, the difference of the bid's cash price and the price of the futures contract it is based on.
- Delivery Method Symbols:** D - Delivered
P - Pick Up
T - In Stock



The
PROGRESSIVE
FARMER.
A TELVENT Brand



Reports Tab

From Portal Dashboard

Reports

Create Reports or Use Pre-defined Reports

Custom Reports

- Create your own Report
- Copy Pre-defined Reports and Customize

Pre-defined Reports

All reports can be dragged to another monitor

- Acknowledged Offer Summary
- Accepted Offer Summary
- Acknowledged Offer Position Report
 - ▶ Aggregates by Commodity, Offer Type, Symbol & Futures Required Price
 - ▶ Allows Hedge Admin to maximize the use of Full Contracts by aggregating unhedgeable quantities together, since many offers are of the same price
 - ▶ Balance value is link to list of offers in Position(row)
 - ▶ Can Accept all offers in Position with one click
 - ▶ Can also Hedge a long Balance from report
 - ▶ Mini- contracts are never used when Balancing a Position
 - ▶ It is best to drag this report to another monitor
- Hedge Order Report
- Filled Hedge Order Report

Create Report

? Create Report Name ...

REPORT NAME

Report Name

COLUMN PREFERENCES & SORTING OPTIONS

Select report columns to be displayed.

Available columns

Action
 Action Date
 Basis
 Buy Hedge Units
 Buy Order Units

→
 ←

Displayed columns

↓
 ↑

SELECT THE SORTING OPTIONS

Sort By

ADVANCED PREFERENCES

Search report using All of the selected Report Preferences

+

Group By

Available columns

Action
 Buy Hedge Units
 Buy Units
 Commodity
 Contract Delivery

→
 ←

Group by columns

↓
 ↑

Aggregate Functions

Available columns

Average Price
 Balance
 Buy Hedge Units
 Buy Units
 Contracts

→
 ←

Group by columns

↓
 ↑

Reports

Pre-defined Acknowledged Offer Summary

TELVENT  Hosting Solutions

Demo Grain Company March 20, 2012 3:06 PM

| [Create Report](#) ▼ | [Custom Reports](#) ▼ | [Acknowledged Offers Position Report](#) ▼ | [Acknowledged Offers Summary](#) ▼ | [Accepted Offers Summary](#) ▼ | [Hedge Order Report](#) ▼ | [Filled Hedge Order Report](#) ▼ |

Home : [Reports](#) > [Acknowledged Offers Summary](#)

Acknowledged Offers Summary

[Copy](#)

? The Reports section contains pre-defined reports with sortable columns. These can be dragged to another monitor...

[CSV](#) | [Export excel](#)

Commodity	Symbol	Offer Type	Sell Units	Buy Units	Buy Hedge Units	Sell Hedge Units	Balance	Average Price
Corn	C2K	Cash	10,000	8,000	0	10,000	-12,000	6.5333
Corn	C2K	Total Units	10,000	8,000	0	10,000	-12,000	6.5333
Corn	C2Z	Cash	0	14,000	0	10,000	4,000	5.5000
Corn	C2Z	Total Units	0	14,000	0	10,000	4,000	5.5000
Corn		Cash Total	10,000	22,000	0	20,000	-8,000	6.0166
Corn		Total of All Offer Type	10,000	22,000	0	20,000	-8,000	6.0166
Soybeans	S2K	Cash	0	1,000	-	-	1,000	13.5000
Soybeans	S2K	Total Units	0	1,000	0	0	1,000	13.5000
Soybeans	S2X	Cash	0	7,000	0	2,000	5,000	13.0000
Soybeans	S2X	Total Units	0	7,000	0	2,000	5,000	13.0000
Soybeans		Cash Total	0	8,000	0	2,000	6,000	13.2500
Soybeans		Total of All Offer Type	0	8,000	0	2,000	6,000	13.2500

Reports

Pre-defined Acknowledged Offers Position Report

This report can be used to manage all your Acknowledged Offers in a Long & Short fashion because it automatically aggregates everything into groups and when the Electronic Balance switch is ON, it will keep everything hedged within your thresholds. It is also best to drag this report to another monitor or Restore Down this report and the dashboard

TELVENT  Hosting Solutions

Demo Grain Company April 5, 2012 8:57 PM

[Create Report](#) ▾ | [Custom Reports](#) ▾ | [Acknowledged Offers Position Report](#) ▾ | [Acknowledged Offers Summary](#) ▾ | [Accepted Offers Summary](#) ▾ | [Hedge Order Report](#) ▾ | [Filled Hedge Order Report](#) ▾ |

Home : [Reports](#) > [Acknowledged Offers Position Report](#)

Acknowledged Offers Position Report

Copy

 The Reports section contains pre-defined reports with sortable columns. These can be dragged to another monitor...

[CSV](#) | [Export excel](#)

Commodity	Offer Type	Symbol	Futures Required	To Hit 	FCM Account	Earliest Expiration	Buy Units	Sell Hedge Units	Sell Units	Buy Hedge Units	Balance	Contracts	Action
Soybeans	Cash	S2K	14.3400	0.0000	16802224	4/30/12	5,500	5,000	0	0	500	1	
Soybeans	Cash	S2Q	14.5000	0.2075	16802224	7/31/12	14,000	15,000	0	0	-1,000	3	
Corn	Cash	C2Z	5.8500	0.3475	16802224	10/31/12	15,500	15,000	0	0	500	3	
Corn	Cash	C2K	7.1500	0.5675	16802224	4/30/12	3,000	5,000	0	0	-2,000	1	

View 1 - 4 of 4

View detail

Offer ID	Buy/Sell	Name	To Hit	Units	Hedge Units	Expiration Date	Order Status	Fill Price
301869	Buy	Don Konz	0.3475	3,500	5,000	10/31/12	NEW	-
301999	Buy	Sam Scones	0.3475	2,000	5,000	10/31/12	NEW	-
302004	Buy	Harvey Wallbanger	0.3475	7,000	5,000	10/31/12	NEW	-
302009	Buy	John Smith	0.3475	3,000	-	10/31/12	NEW	-

Reports

Pre-defined Hedge Order Reports

Home : Reports > Hedge Order Report

Hedge Order Report

Copy

? The Reports section contains pre-defined reports with sortable columns. These can be dragged to another monitor...

[CSV](#) | [Export excel](#)

FCM Account	Commodity	Offer Type	Buy/Sell	Contracts	Buy Order Units	Sell Order Units	Symbol	Futures	Order ID	Offer ID	Create Order Date/Time	Duration	Expiration Date
16802224	Corn	Cash	Buy	2	-	10,000	C2Z	5.9500	246803899	300489	3/20/12 10:33:21	GTD	10/31/12
16802224	Corn	Cash	Buy	1	-	5,000	C2K	6.8500	246796019	300784	3/22/12 23:20:34	GTD	3/29/12

Filled Hedge Order Report

Copy

? The Reports section contains pre-defined reports with sortable columns. These can be dragged to another monitor...

[CSV](#) | [Export excel](#)

Fill Date/Time: FROM: TO: VIEW: All Save

Confirm	FCM Account	Commodity	Offer Type	Buy/Sell	Contracts	Buy Order Units	Sell Order Units	Symbol	Futures	Order ID	Offer ID	Create Order Date/Time	Duration	Expiration Date	Fill Price	Fill Date/Time
<input type="checkbox"/>	16800393	Corn	Cash	Buy	1	-	5,000	C2U	6.7700	259323265	876794	6/28/12 09:42:2	GTD	7/31/12	6.7700	7/5/12 09:02:06
<input type="checkbox"/>	16800393	Corn	Cash	Buy	1	-	1,000	C2U	6.7700	259361479	876824	6/28/12 11:27:2	GTD	8/31/12	6.7700	7/3/12 11:59:26
<input type="checkbox"/>	16802224	Soybeans	Futures-Or	Buy	1	-	5,000	S2X	14.5000	259102415	876709	6/25/12 11:44:1	GTD	10/31/12	14.5000	7/2/12 06:45:14
<input type="checkbox"/>	16802224	Soybeans	Cash	Buy	1	-	1,000	S2Q	14.7500	259352274	876819	6/28/12 11:40:0	GTD	7/31/12	14.7563	6/29/12 10:54:0
<input type="checkbox"/>	16800393	Corn	Cash	Buy	1	-	1,000	C2N	6.7500	259323965	876839	6/28/12 11:33:3	GTD	6/30/12	6.7500	6/29/12 07:37:5

Filled Hedge Orders can be marked Confirmed and then filtered by Confirmed, Unconfirmed or All.

Hedge orders may be listed multiple times if they have more than one offer associated with them



The
PROGRESSIVE
FARMER.
A TELVENT Brand



Publishing Bids

From Admin Site

Attention

- [1 New User Request](#)
- [1 New Incoming Producer Offer](#)

Content Management

- [Update Your Web Site Pages](#)
- [Manage Catalog Orders](#)
- [Manage Portal Application](#)
- [Publish Cashbids](#)
- [File and Image Maintenance](#)
- [Advertisement Maintenance](#)

Web Site Administration

- [Select New Web Site Template/ColorScheme](#)
- [Organize Dynamic Navigation Menus](#)
- [Modify DTN Menus and Quotes](#)
- [Miscellaneous Features](#)
- [Select New Home Page Content Item](#)
- [Poll Maintenance](#)

Update & Communicate With Web Site Users

- [Email Messaging](#)
- [Text Messaging](#)
- [User Bulletin](#)
- [Message History](#)
- [Add/Update Users](#)
- [Add/Update User Groups](#)
- [Manage External Account Data Collections](#)
- [Full Site Security](#)

Update Administrative Users

- [Add/Update Administrative Users](#)
- [Add/Update Administrative User Groups](#)



Login with your Username & Password; 3 methods to post your bids

- **Publish Cash Bids**
 - Create all Locations and Commodities per Location
- **Bid Matrix**
 - Adjust Cash or Basis levels with use of arrow keys
- **Spreadsheet Upload** (Import of Cash Bids)
 - Download the Example File to use for updating bids
 - Or link download file to your current bid sheet for easy spreadsheet uploading

Publish Cash Bids

[Create Shortcut on Main Menu](#)



How it Works

Spreadsheet Upload



[Import Cash Bids](#) [Export Cash Bids](#)

Update Prices

Update the Basis or Cash Price of all active contracts for a single commodity at once.

Select a commodity:



Bid Matrix

Location	Last Update	Action
Omaha		Update Delete
Corn	04/06/2010 15:54:53	Update
Soybean Meal	04/06/2010 15:54:53	Update
Soybeans	04/06/2010 15:54:53	Update
Demoville		Update Delete
Corn	04/06/2010 15:54:53	Update
Soybeans	04/06/2010 15:54:53	Update

Publish Cash Bids



[Add a Location](#)

[Change Location & Commodity Order](#)

Preferences

[Edit Additional Cash Bid Preferences](#)

[Daily Cash Prices Delivery Preferences](#)



[Return to Menu Update](#)

Professional Services will provide training on setting up and using your Portal

Publish Cash Bids

Cash Bids Administration

- Eliminate fat finger errors and reduce time when adjusting your bids rather than re-keying in the data each time
- Click individual Basis cell and use arrow keys on your keyboard to adjust prices and then hit your Tab key to move to next cell below.

Update Corn Cash Bids For Main Location

Delivery Ending	Delivery Label	Futures Contract	Contract Close	Basis	Cash Price	Last Update	Calc Price* Using	Display	Homepage Visibility
10/31/12		C2Z ▾	7.4200	⌚ -0.4000	7.02	10/03/12 10:32	Basis ▾	Yes ▾	<input type="checkbox"/>
11/30/12		C2Z ▾	7.4200	⌚ -0.3600	7.06	10/03/12 10:32	Basis ▾	Yes ▾	<input type="checkbox"/>
12/31/12		C3H ▾	7.4200	⌚ -0.4000	7.02	10/03/12 10:32	Basis ▾	Yes ▾	<input type="checkbox"/>
1/31/13		C3H ▾	7.4200	⌚ -0.4500	6.97	10/03/12 10:32	Basis ▾	Yes ▾	<input type="checkbox"/>
2/28/13		C3H ▾	7.4200	⌚ -0.4300	6.99	10/03/12 10:32	Basis ▾	Yes ▾	<input type="checkbox"/>
3/31/13		C3K ▾	7.3625	⌚ -0.4600	6.9025	10/03/12 10:32	Basis ▾	Yes ▾	<input type="checkbox"/>
9/30/13		C3Z ▾	6.2475	⌚ -0.4900	5.7575	10/03/12 10:32	Basis ▾	Yes ▾	<input type="checkbox"/>
10/31/13		C3Z ▾	6.2475	⌚ -0.4800	5.7675	10/03/12 10:32	Basis ▾	Yes ▾	<input type="checkbox"/>

*

The Calc Price Using field operates as follows:

Cash Price - indicates that the Cash Price entered will be displayed throughout the site and will NOT automatically change with the futures price. However, the Basis figure will be adjusted reflecting the difference between the current contract price and the Cash Price.

Basis - indicates that the Basis entered will be used with the Contract Price to automatically change the displayed Cash Price such that Cash Price is the Contract Price plus the Basis. (The Basis is often negative, resulting in a Cash Price less than the Contract Price.)

Note - The contract price used can either be the previous session's settlement (closing) price, the last price, or the most recent price between the regular, day-traded contract and the overnight, electronically traded contract. The price used is controlled by the settings of this commodity, which can be changed in the [Cashbid Location](#) page. See the [User Guide](#) for more information.

Update Corn

Cancel

Active Only

Show All

Bid Matrix



- To eliminate fat finger errors and reduce time, use one of the following methods to adjust your bids more efficiently rather than re-keying in the data each time
 - Use the arrow buttons on the screen to adjust all bids per Delivery period or per Location
 - Click individual cell and use arrow keys on your keyboard to adjust prices and then hit your Tab key to move to next cell
 - Remember to click the Update Bids button at bottom of page before leaving

Cash Bids Price Matrix

[Create Shortcut on Main Me](#)
[Customize Cash Bid Type Display](#)
[Publish Cash Bids](#)
[Cash Bid Page Display](#)



Below is a table of all active **Corn** contracts. You can switch to a different commodity by selecting it from the **Commodity** drop down list. The table is currently displaying the **basis** of each contract. To display the cash prices, select Cash Price from the View/Edit drop down list.








































Contracts which use a fixed cash price are darkened; you will not be able to edit the basis of these contracts. When the cursor is in a text box, pressing the up and down arrows will change the price by +/- 0.01 (a penny). Mouseover a text box for details on the contract.

Use the  and  buttons to change all prices by the selected increment.

(CBOT) Prev Close Last Chg
 @C2Z 7420 7420 7414 - 4
 @C3H 7420 7420 7412 - 6
 @C3K 7362 7362 7352 - 10
 @C3Z 6246 6246 6244 - 2
 - Mouse over for last update.
 All quotes are delayed snapshots
 Click here for info on Exchange delays

Commodity: View/Edit:

Change All Prices By ±  

Delivery Ending	  10/31/12	  11/30/12	  12/31/12	  1/31/13	  2/28/13	  3/31/13	  9/30/13	  10/31/13	  11/30/13	Action
  Main Location	-0.4000 	-0.3600 	-0.4000 	-0.4500 	-0.4300 	-0.4600 	-0.4900 	-0.4800 		Edit Contracts
  Demoville	-0.6000 	-0.6400 	-0.6300 	-0.7000 	-0.7400 	-0.7800 	-0.7000 	-0.8700 	-0.8200 	Edit Contracts



Spreadsheet Upload

Upload Cash Prices

[Create Shortcut on Main Menu](#)



[Publish Cash Bids](#)

[Cash Bids Price Matrix](#)

[Cash Bid Preferences](#)

- i** Upload a properly formatted CSV file to update any or all of your basis or cash bids. Download the [example file](#) to see all of your current basis or cash bids in the proper format. If you have an existing spreadsheet with your bids, you can use it to create a properly formatted CSV file that you can upload.

Upload CSV File

Browse...

Upload Cash Prices

[Download example file](#)



- i** After you upload your file, the Results will be shown here to notify you of any issues. The History keeps your last 5 uploaded files for documentation.

Upload History

	FILENAME	SIZE	DATE	UPDATES	INSERTS	ERRORS
✓	My Bid Sheet.csv	958 bytes	3:54 PM	20	0	0
✓	My Bid Sheet.csv	958 bytes	2:34 PM	20	0	0
✓	My Bid Sheet.csv	958 bytes	1:22 PM	20	0	0
✓	My Bid Sheet.csv	958 bytes	4/6/10	20	0	0
✓	My Bid Sheet.csv	958 bytes	4/5/10	20	0	0



History of last 5 Uploads

Spreadsheet Download Example

- Download example provides the exact format that the Upload CSV file needs to be.
- The first 3 columns are required and will require data
- The next four columns are required but data in each cell is optional
- The last column is optional

CashBids20100407[1] - Microsoft Excel

	A	B	C	D	E	F	G	H
1	Location	Commodity	Delivery End Date	Delivery Label	Basis Contract	Basis Price	Cash Price	New Delivery End Date
2	Omaha	Corn	4/30/2010	April	COK	-0.45		
3	Omaha	Corn	5/31/2010	May	CON	-0.45		
4	Omaha	Corn	10/31/2010	October	COZ	-0.50		
5	Omaha	Soybean Meal	4/30/2010		SMOK		265	
6	Omaha	Soybean Meal	5/31/2010		SMON		270	
7	Omaha	Soybean Meal	10/31/2010		SMOZ		250	
8	Omaha	Soybeans	4/30/2010		SOK	-0.55		
9	Omaha	Soybeans	5/31/2010		SON	-0.55		
10	Omaha	Soybeans	10/31/2010		SOX	-0.60		
11	Demoville	Corn	4/15/2010		COK	-0.35		
12	Demoville	Corn	4/30/2010		COK	-0.35		
13	Demoville	Corn	5/31/2010		CON	-0.35		
14	Demoville	Corn	6/30/2010		CON	-0.35		
15	Demoville	Corn	10/31/2010		COZ	-0.35		
16	Demoville	Corn	10/31/2011		C1Z			
17	Demoville	Soybeans	4/30/2010		SOK	-0.55		
18	Demoville	Soybeans	5/31/2010		SON	-0.45		
19	Demoville	Soybeans	10/31/2010		SOX	-0.50		
20	Demoville	Soybeans	10/31/2011		S1X			

Upload Cash Prices

[Create Shortcut on Main Menu](#)



[Publish Cash Bids](#)

[Cash Bids Price Matrix](#)

[Cash Bid Preferences](#)

i Upload a properly formatted CSV file to update any or all of your basis or cash bids. Download the [example file](#) to see all of your current basis or cash bids in the proper format. If you have an existing spreadsheet with your bids, you can use it to create a properly formatted CSV file that you can upload.

Upload CSV File

Browse...



Browse to find your saved CSV file to upload

Upload Cash Prices

[Download example file](#)

i After you upload your file, the Results will be shown here to notify you of any issues. The History keeps your last 5 uploaded files for documentation.



Upload History

	FILENAME	SIZE	DATE	UPDATES	INSERTS	ERRORS
✓	My Bid Sheet.csv	958 bytes	3:54 PM	20	0	0
✓	My Bid Sheet.csv	958 bytes	2:34 PM	20	0	0
✓	My Bid Sheet.csv	958 bytes	1:22 PM	20	0	0
✓	My Bid Sheet.csv	958 bytes	4/6/10	20	0	0
✓	My Bid Sheet.csv	958 bytes	4/5/10	20	0	0